



# **Miami County Fair & Rodeo**

**July 24 – 31  
2021**



Max Bauer  
Age 12  
Pathfinders 4-H Club

# Index

2020 Auction Supporters .....	3
Miami County Fair Board of Directors .....	4
Paola Rotary Club Parade.....	6
Fair Program .....	7/8
General Rules and Regulations/ Health Requirements .....	9
Open Departments	
Agriculture .....	10
Horticulture .....	11
Bucket Calf .....	12
Dairy Cattle .....	12
Dairy Goat.....	12
Dog & Dog Agility.....	13
Farm Mechanics.....	13
Poultry / Pigeons & Doves.....	13
Rabbit .....	15
Ladies & Shepard's Lead.....	15
Educational Booth.....	16
Open Class Exhibits	
Antiques .....	16
Art .....	17
Ceramics, Porcelain, China Painting .....	18
Clothing.....	18
Crafts.....	19
Crocheting & Knitting .....	19
Fiber & Fabric.....	20
Floriculture.....	20
Foods .....	21
King Arthur Baking Contest-Adult & Youth.....	23
Food Preservation .....	23
Photography .....	24
Quilting .....	26
Woodworking.....	27
Seeds for Kids.....	27
Special Open Classes	
Kiddie Tractor Pull.....	28
Mutton Bustin .....	28
General Regulations – 4H & FFA .....	32
Market Animal Sale/Project Auction.....	33/34
4H & FFA Departments	
Beef .....	34
Bicycle Derby .....	54
Booths & Banners .....	71
Bucket Fed Calf.....	35/36
Clothing.....	46
Crops & Garden .....	54
Crops Identification Contest.....	74
Dairy Cattle .....	36
Dog & Dog Agility.....	37
Energy Management-Electrical/Small Engines/Wind Management.....	56
Entomology.....	63
Entomology Judging Contest.....	74
Family & Consumer Science Skillathon.....	74
Fashion Revue .....	47
Fiber Arts .....	51
Fishing Skillathon .....	68
Floriculture.....	56
Forestry .....	65
Food Preparation .....	48
Food Preservation .....	49
Geology .....	66
Goat-Dairy.....	39
Goat-Meat Market & Breeding.....	38
Home Environment.....	50
Horse .....	40
Livestock Judging Contest.....	74
Miscellaneous.....	72
Performing Arts.....	54
Pet Show .....	41
Photography .....	52
Photography Judging Contest .....	74
Poultry, Pigeons & Doves.....	42
Rabbit .....	43
Rabbit Judging Contest .....	74
Reading .....	54
4-H STEM	
Ag Mechanics .....	69
Architectural Block Construction .....	70
Robotics .....	62
Rocketry .....	58
Sheep.....	44
Shooting Sports .....	68
Swine.....	45
Visual Arts .....	51
Woodworking.....	63
Special 4-H Classes	
Ag Challenge of Champions .....	75
Herdsmanship.....	73
Round Robin (4-H/FFA).....	73
Cloverbud Show & Share .....	75

# 2020 AUCTION SUPPORTERS

## PREMIUM AUCTION

5S Ranch  
Allen Farms  
Alenco Home Improvements  
Beckman Motors  
Bob and Teresa Allen  
Brummel Farms  
Cutshaw Properties  
Family Center  
Family Farm Ag  
First Option Bank  
First Security Bank  
GD Services  
Hensley Coating  
Image Environment  
Landmark National Bank  
Mark and Karen Nelson  
New Century Dodge  
Paola Livestock Barn  
People Technology  
Peoples Telecommunications  
Queens Price Chopper  
R&R Equipment  
Robert Downey  
Scott and Jody Woods  
Stone Farms  
Stonypoint Seeds LLC

## PROJECT AUCTION

Alexis Shaw  
Allen Farms  
Angie Bauer  
Ann Yackle  
Attic Storage  
Becky Lentz  
Brian Bollinger  
Bucker Farms  
Chris Kettler  
Citizen State Bank  
Cloverleaf Inc  
Crystal Christian  
Culbertson  
Cutshaw Properties  
Dennis Fenoughty  
First Security Bank  
Image Environmental  
Jason & Jessica Hightower  
Landmark National Bank  
Liquor Depot  
LSX Construction  
Mark & Karen Nelson  
Matt Meek  
Paula Gardner  
Peoples Telecommunications  
R&R Equipment  
Security Bank  
Security Bank of KS  
Smail and Associates

**A special thank you to Paola Livestock Auction for  
providing base bids on all market animals and buying  
the non-sale animals.**

*Thank you!*

## **Miami County Fair Board of Directors**

P.O. Box 451  
401 E. Wallace Park Drive  
Paola, KS 66071  
913-294-5090  
[www.miamicountykansasfair.com](http://www.miamicountykansasfair.com)

President-----John Menefee  
Vice President-----John Scherman  
Secretary -----Emily McCrea  
Assistant Secretary -----Barb Fisher  
Treasurer-----Justin Smail  
Assistant Treasurer-----Lori Swicegood  
At Large-----Steve Cutshaw

### **Term Expires 9/30/2021**

Steve Cutshaw	Jake Gainer
Dan Hensley	Colby Reed
John Scherman	John Menefee
Marcela Egea	

### **Term Expires 9/30/2022**

Emily McCrea	Brad Kinaman
Cody Breuel	KaCasy Smotherman
Becky Dysart	Adam Ward
Jerry Grandon	

### **Term Expires 9/30/2023**

John Bueker	Lloyd McCrea
Dennis Fenoughty	Loren McCrea
Barb Fisher	Matt Brandt
Justin Smail	

### **Advisory Directors**

Max Menefee	Cathy Webster
Laurie Swicegood	Quinton Ford

### **Honorary Directors**

Lewis Sanders  
Sharon Wise  
George & Mary Lynn Hickman  
Steve Haffener

**PROUD SPONSOR OF THE  
MIAMI COUNTY FAIR**

**PAOLA  
LIVESTOCK  
AUCTION INC.**



**Locally Owned &  
Operated**

**30,000 Cattle  
Marketed Annually**

**Sale Every Friday 1pm  
913-294-3335**

**For farm visits or trucking  
arrangements call:**

**Maurie Bourquin 913-294-4348**

**Josh Bourquin 913-731-4240**

**[www.paolalivestockauction.com](http://www.paolalivestockauction.com)**

# **73rd PAOLA ROTARY CLUB PARADE**

## **MIAMI COUNTY FAIR**

Website: [www.paolarotaryclub.org](http://www.paolarotaryclub.org)

**Wednesday, July 28, 2021  
7:00 p.m.**

Parade Sponsored by Paola Rotary Club  
Theme for This Year's Parade Will Be:

### **"Serve to Change Lives"**

Float Entries  
Should Conform To the Theme  
**"Serve to Change Lives"**

#### **Program**

Recognition trophy for all Saddle Club participating with  
10 or more horses and riders.....Trophy

Best groomed saddle horse or mule and rider  
(Not in saddle club) .....Trophy---1<sup>st</sup>, 2<sup>nd</sup>, 3<sup>rd</sup>

Pony Hitches..... Trophy---1<sup>st</sup>, 2<sup>nd</sup>, 3<sup>rd</sup>

Best Decorated 4-H Float.....\$50.00, \$40.00, \$30.00  
1<sup>st</sup> Place Club Name Displayed on Plaque at Fairgrounds

Best Open Class Float (Trophy 1<sup>st</sup> +) ...\$50.00, \$40.00, \$30.00

Antique Auto.....Trophy---1<sup>st</sup>, 2<sup>nd</sup>, 3<sup>rd</sup>

Antique/Classic Tractor.....Trophy---1<sup>st</sup>, 2<sup>nd</sup>, 3<sup>rd</sup>

Classic Auto.....Trophy---1<sup>st</sup>, 2<sup>nd</sup>, 3<sup>rd</sup>

All Entries should be submitted to Paola Rotary Club

Via Website [www.paolarotaryclub.org](http://www.paolarotaryclub.org)

or mail to:

1312 Kansas Drive, Paola, KS 66071

By Wednesday, July 21, 2021

All prizes will be awarded as judged before the parade.

Parade assembles on Peoria Street.

Route of parade from City Hall west to Silver Street, south to Wea Street, east to Pearl Street, south to Osage Street. Parade will disband at the corner of Osage and Pearl. East Street, north from Osage can be used for parade entries wishing to return downtown.

Route Info and Entry forms available at:

**[www.paolarotaryclub.org](http://www.paolarotaryclub.org)**

Line-up information is on the Paola Rotary Club website.

Parade sponsored by Paola Rotary Club

Contact: Ty McBride ~ 913-731-7077

[Ty.McBride@OlatheHealth.org](mailto:Ty.McBride@OlatheHealth.org)

# FAIR PROGRAM

## Sunday, July 18

8:00 a.m. ~ Register for the Benefit Horse Show - Arena

9:00 a.m. ~ Benefit Horse Show

## Monday, July 19

9:00 a.m. ~ Fashion Revue Judging, Lighthouse Church

## Tuesday, July 20

6:30 p.m. ~ 4-H Air Rifle/Pellet, BB & Air Pistol - Bldg. #3

## Saturday, July 24

8:00 a.m. ~ Registration 4-H Pet Show & 4-H Fishing Skillathon

8:30 a.m. ~ Pet Show, and Fishing Skillathon

9:00 - 4:00 p.m. ~ Fairground clean-up and set up

2:00 p.m. ~ 4-H Bike Derby

5:00 p.m. ~ Barnyard Olympics & Entries - Bldg #5

## Sunday, July 25

12:00 - 12:30 p.m. ~ 4-H Dog Entries

1:00 p.m. ~ 4-H Dog Show

2:00 - 2:30 p.m. ~ Open Dog Entries

3:00 p.m. ~ Open Dog Show (to follow 4-H show)

3:00 p.m. ~ 4-H Horse Show Entries - Arena

4:00 p.m. ~ 4-H Horse Show Judging

## Monday, July 26

8:00 - 11:30 a.m. ~ Entry & Judging--4-H Visual Arts, Foods,  
Photography - Bldg #2

9:00 - 11:30 a.m. ~ Entry & Judging 4-H Clothing - Bldg #4

8:00 - 9:00 a.m. ~ 4-H Favorite Food Show Entry - Bldg #2

8:00 - 11:00 a.m. ~ 4-H & Open Poultry & Pigeon Check-in

### -Afternoon-

1:00 p.m. ~ 4-H Home Environment - Bldg #2

1:00 p.m. ~ Fiber Arts Entry and Judging - Bldg #2

2:00 - 3:00 p.m. ~ Entomology Judging Contest, Family & Consumer  
Science Judging Contest, Photo Judging Contest, Crops  
Identification Contest - Bldg #4

### -Evening-

3:00 p.m. ~ Kiddie Tractor Pull registration.

4:00 p.m. ~ Sanctioned Kiddie Tractor Pull - Sponsored by Miami  
County Farm Bureau Individually Age 4-12 - Bldg #5  
Awards for 1<sup>st</sup>, 2nd & 3rd in each age division, winners  
advance to KS State Fair

5:30 - 6:00 p.m. ~ King Arthur Baking Contest Entry

6:00 p.m. ~ Judging & Auction - King Arthur Baking Contest-Bldg #4

6:00 - 7:30 p.m. ~ Vet Check Entry & Weigh-in of 4-H/FFA Sheep &  
Meat Goats

10:00 p.m. ~ Exhibit Buildings Close

## Tuesday, July 27

7:00 a.m. ~ 4-H/FFA Swine entry deadline and on grounds

7:30 - 9:00 a.m. ~ Check-in 4-H Rabbits - Bldg #6

8:00 - 9:00 a.m. ~ Entry & Weigh-in of 4-H/FFA Swine; mandatory  
carcass scanning of all market swine

8:30 - 11:30 a.m. ~ Entry and Conference Judging of 4-H Projects:  
Reading, 4-H STEM, Misc. Projects, Energy Management,  
Entomology, Woodworking, 4-H/FFA Farm Mechanics &  
Welding - Bldg #2

8:30 - 11:30 a.m. ~ Entry of 4-H & Open Booths & Banners

9:00 - 11:30 a.m. ~ Entry & Judging for 4-H Floriculture - Bldg # 3

8:00 - 10:00 a.m. ~ Entry of 4-H Crops & Garden - Bldg #3

8:30 - 10:30 a.m. ~ Entry and Judging of 4-H Geology - Bldg. #2

9:00 - 11:30 a.m. ~ Bucket Calf Entries

9:00 a.m. ~ Poultry Showmanship - Bldg #9

9:00 a.m. ~ Judging, 4-H & Open; Poultry and Pigeons & Doves

9:00 a.m. ~ 4-H/FFA Beef Entry on Fairgrounds

10:00 - 11:30 a.m. ~ Entry & Weigh-in of 4-H/FFA Beef; mandatory  
carcass scanning of all market beef, sheep, goats

10:00 a.m. - 12:00 p.m. ~ Judging 4-H Crops & Garden - Bldg. #3

11:00 a.m. - 12:00 p.m. ~ Entry & Judging of 4-H Forestry - Bldg. #2

### -Afternoon-

11:30 a.m. ~ Superintendents Luncheon provided by  
Paola Rotary Club -- by invitation only.

1:00 p.m. ~ Judging of Booths & Banners, 4-H & Open

1:30 p.m. ~ Cloverbud project Entry & Sharing - Bldg#2

## FAIR PROGRAM

### -Evening-

4:00 p.m. ~ Ladies/Shepard's Lead  
5:00 p.m. ~ 4-H/FFA Sheep Show  
7:00 p.m. ~ 4-H/FFA Meat Goat Show  
6:00 - 8:00 p.m. ~ Entry of Open Class Exhibits  
7:00 - 8:00 p.m. ~ Free Entertainment  
10:00 p.m. ~ Exhibit Buildings Close

### Wednesday, July 28

7:30 a.m. ~ 4-H /Open Dairy Cattle & Dairy Goat Show Entries  
8:00 - 11:30 a.m. ~ Open Class Entry  
8:00 - 11:00 a.m. ~ 4-H Rabbit Judging & Showmanship followed by  
Open Class Rabbit Show  
8:00 a.m. ~ 4-H Dairy Cattle Show followed by the 4-H/FFA Dairy Goat  
Show followed by Open Dairy Cattle & Goat Show  
9:00 a.m. - 10:00 a.m. ~ Open Class Bucket Show check in, Bldg #5  
10:00 a.m. ~ 4-H/FFA Beef Show  
10:00 a.m. ~ Open Class Rabbit Entries  
10:00 a.m. ~ Interview for Bucket Calf held in Bldg #2 in the fair  
board office annex

### -Afternoon-

1:00 p.m. ~ 4-H Bucket Calf Show followed by Open Class Bucket  
show

#### (or 30 minutes after 4-H Beef Show concludes)

1:00 - 5:00 p.m. ~ Judging - Open Class: Including Open Class  
Horticulture and Agriculture

### -Evening-

6:00 - 10:00 p.m. ~ Carnival - Wallace Park  
7:00 p.m. ~ Rotary Fair Parade  
8:00 p.m. ~ Kids Night - Bldg # 5 Kids up to age 9 - Fun Games!  
8:00 p.m. ~ Draft Horse Pull - Donations appreciated  
10:00 p.m. ~ Exhibit Buildings Close

### Thursday, July 29

8:00 a.m. ~ Frontier Farm Credit Juice & Donuts  
8:00 a.m. ~ 4-H/FFA Swine Show

### -Afternoon-

3:00 p.m. ~ 4-H Clowning & Performing Arts Entry - Bldg #4  
3:30 p.m. ~ 4-H Clowning & Performing Arts Judging - Bldg #4  
3:00 - 3:30 p.m. ~ 4-H and Open Dog Agility Entry  
4:00 p.m. ~ 4-H / Open Dog Agility Concurrently

### -Evening-

6:00 - 10:00 p.m. ~ Carnival - Wallace Park  
7:00 p.m. ~ Fair Sweetheart, Queen and Princess Crowning  
Mutton Bustin' - Rodeo Arena  
10:00 p.m. ~ Exhibit Buildings Close

### Friday, July 30

### -Morning-

8:30 a.m. ~ Round Robin Showmanship  
9:00 a.m. ~ Registration for Livestock Judging Contest  
9:30 a.m. ~ Livestock Judging Contest  
10:30 a.m. ~ Ag Challenge of Champions

### -Evening-

3:30 p.m. ~ 4-H Project Sale CHECK IN - Bldg # 5  
4:00 p.m. ~ 4-H Project Sale - Bldg # 5  
5:00 p.m. ~ Buyer's Dinner  
5:45 p.m. ~ Livestock Awards  
6:00 p.m. ~ 4-H/FFA Livestock Sale  
6:00 - 10:00 p.m. ~ Carnival - Wallace Park  
7:30 p.m. ~ Miami County Fair Rodeo - Grand River Rodeo Co.  
10:00 p.m. ~ Exhibit Buildings Close

### Saturday, July 31

### -Morning-

8:00 a.m. - 12:00 p.m. ~ Fairgrounds Clean up  
6:00 a.m. ~ Release of Livestock  
7:30 - 9:30 a.m. ~ Release of all Exhibits, Open & 4-H/FFA  
10:30 a.m. - 12:30 p.m. ~ Paying of Premiums - Bldg # 4

### -Evening-

6:00 - 10:00 p.m. ~ Carnival - Wallace Park  
7:30 p.m. ~ Miami County Fair Rodeo-Grand River Rodeo Co.  
9:00 p.m. ~ Silver Bullet Rodeo After Party  
(Immediately following the rodeo)



## GENERAL RULES AND REGULATIONS

Prescribed by the Board of Directors of the Miami County Fair Association for application in connection with the operations of all departments of the Fair.

### All Exhibits/Exhibitors Are Subject to the Following Rules

1. The officers and Board of Directors shall have charge and control of the Fairgrounds during the Fair, shall be the supreme authority in the conduct of the Fair. The chairmen of the committees and department superintendents of the various departments will be in full control of the departments over which they are appointed and commissioned. They will be responsible for the special rules of their respective departments and their decisions will be final. The management reserves the right to amend and add to these rules as they, in their opinion, may deem advisable. In the event of a conflict of general and special rules, the latter will have precedence. Any person who violates any of the rules will forfeit all privileges and premiums.
2. Competition is open to all, regardless of residence. There will be no entry fee on exhibits and admissions to all exhibits will be free to the public.
3. Judging in all classes will be by competent, impartial and experienced judges. No person will be permitted to approach the judges while judging is in progress.
4. Entries MUST be the property of the exhibitor and entered in his or her name. All entries must be filed with the head of the departments and in place by time specified in department rules. An exhibit tag may be picked up at Extension Office, Fair Office, or from the Superintendent on the first day of the fair. Submitting the completed entry tag to the Superintendent will constitute entry. **Only one premium per entry is awarded.**
5. New classes will be added if five (5) like items are entered in the same age group.
6. In classes where there is no competition, the entry will be judged on its own merits and placed accordingly.
7. Decision of the judges will be final.
8. Where no rules appear to cover the situation, the secretary will ask the board to make a rule and define its application to the situation.
9. Livestock exhibitors must be on hand to show their livestock.
10. All departments are open class except the 4-H and FFA departments, which are limited to members of Miami County 4-H Clubs and FFA Chapters, who shall not have reached their 19<sup>th</sup> birthday prior to January 1, 2021. Marital status does not affect eligibility.
11. Exhibits remain the property of the exhibitor and should be reclaimed at the close of the Fair. **Livestock animals that will not be sold in the premium auction will be released at 6:00 am Saturday, July 31<sup>st</sup>.**
12. **This includes Beef, Sheep, Swine, Goats, Poultry and Rabbits. Note: Incoming trailer traffic at the start of the fair – north to south on the east side of the tie barn. Saturday load out traffic going home – south to north on the east side of the tie barn. Barns need to be left clean. All exhibits are released from 8-10 am Saturday July 31<sup>st</sup>. Premiums will be withheld if the exhibit is taken before release time.**
13. Every animal and article on the grounds shall be under the general control of the organization during the Fair. All exhibits at the Miami County Fair are entered and displayed at the risk of the exhibitor.
14. The Miami County Fair Board cannot accept responsibility for health, damage, or loss of an exhibit due to the conditions imposed by large crowds, arrangement of buildings in which displays are housed, and the number of exhibits. Individuals who have exhibits of great sentimental and/or monetary value should carefully consider whether such exhibits should be exposed to the hazards of the fair.
15. The Association will welcome exhibits which are entered for display only, or for which there are no premium offered if space is available.
16. There will be no charge for stalls or pens. The Fair Association reserves the right to withhold premium if Exhibitor does not clean and remove all manure, feed and bedding from his/her stalls and tie-out areas as directed by the Fair Association.
17. All animals must be fed, watered and cared for. The fair will not provide feed or feed pans and waterers.
18. Stalls and pens will be assigned on the basis of pre-entry. Pre-entry is due to the Miami County Extension Office July 2<sup>nd</sup>. No stalls are guaranteed for those who do not pre-enter by the July 5th deadline. **Only pre-entered exhibits will be given stall space. No stalls will be reserved for tack.**
19. 4-H and FFA members may exhibit in the open livestock classes, provided they conform to the other rules of the open classes and cannot exhibit same animal in both.
20. All animals should conform to breed class standards. Open Class Bucket Calf, Poultry, Rabbits, and Dairy may come for the day of the

- show and leave upon completion of showing. No stall will be guaranteed.
21. No smoking in the fair buildings.
  22. **Premiums will be paid by check on Saturday, July 31<sup>st</sup> from 10:30 am – 12:30 p.m., or you can pick up your check at the Extension office on Monday, August 2<sup>nd</sup> from 8:00 a.m. - 4:30 p.m. Checks must be cashed within 90 days. Exhibitors have the option of leaving a self-addressed stamped envelope in the fair office by 5 p.m. Friday July 30<sup>th</sup> and checks will be mailed.**
  23. No public use of Alcohol is permitted on the Fairgrounds.
  24. All exhibits must be on the fairgrounds and animals in their stalls by designated entry time listed in the fair book.

## **HEALTH REQUIREMENTS**

Livestock of Kansas origin

1. No health certificate is required. A Fair Board appointed inspector may inspect the animals at time of unloading or anytime thereafter. If there is evidence of contagious or infectious disease the animal will be removed from the fairgrounds.
2. **OUT OF STATE:** Any livestock showing which originate in other states must meet the Kansas import requirement. Trucks hauling these animals must stop at a Port of Entry. These exhibitors should have two copies of their health certificates, leaving one copy at the Kansas Port of Entry and taking one copy to the local fair.
3. Sheep and goats will be visually inspected by a Fair Board appointed inspector for sore mouth, infectious skin lesions (ringworm), club lamb fungus, and general health before they will be allowed to stall or weigh. This procedure is necessary to ensure that communicable diseases are not passed to other animals or participants.
  - a. The health check-in will take place in the North parking lot. Animals will be unloaded from the vehicle for the inspection.
  - b. Vehicles hauling sheep or goats will not be allowed entry to the fairgrounds prior to being inspected at the specified check in time. If an animal is found to be infected with fungal lesions, it must be removed from the fairgrounds immediately. The Fair Board appointed inspector shall have the authority to eliminate a lamb, ewe or goat that has made contact with an infected animal. If hauling livestock of other species in the same vehicle, the appointed inspector will have the authority to allow or deny their entry into the stalling barn.
4. Any animal may be required to undergo a health inspection at the Superintendent's request. The appointed inspector may order removal of any animal infected with or exposed to a communicable or contagious disease.

### **CAMPING AT THE FAIRGROUNDS**

**Quiet Hours: Midnight to 7a.m.**

*Camping spaces with electricity will cost \$75.00. Camping spaces without electricity will cost \$20.00. Spaces will be reserved on a first come basis.*

## **PREMIUM LIST**

**The Miami County Fair**

**July 24,25,26,27,28,29,30,31**

## **OPEN CLASS AGRICULTURE DEPARTMENT**

**Entry Time: Tuesday, July 27, 6:00 p.m. - 8:00 p.m.**

**Wednesday, July 28, 8:00 a.m. - 11:30 a.m.**

**Judging: Wednesday, July 28, 1:00 p.m. – 5:00 p.m. ~ Bldg. #3**

1. Read General Rules.

### **Classes**

1. 10 ears Yellow corn, name variety
2. 10 ears White corn, name variety
3. 10 ears Corn, other varieties
4. 10 ears Popcorn
5. 10 heads Forage sorghum
6. 10 heads Hybrid grain sorghum

### **BALED HAY**

Enter a 6 in. slice tied in 2 directions, or a 10 in. section cut from a round bale

7. Baled Hay
  - A. Alfalfa
  - B. Brome
  - C. Clover
  - D. Prairie
  - E. Other

### **SOYBEANS**

8. Bundle of 5 Soybeans (grain)

### **GRAINS**

**Exhibits shall consist of one (1) gallon wide mouth glass or clear plastic jar.**

10. Wheat (any variety)
11. Barley (any variety)
12. Oats (any variety)

## SEEDS

**Exhibits shall consist of one (1) gallon open mouth glass jar.**

13. Kansas brome grass
14. Red clover
15. Lespedeza
16. Sweet clover
17. Alfalfa
18. Other grass seed

PREMIUMS: BLUE - \$4.00, RED - \$3.00, WHITE - \$2.00

CHAMPION CROP – RIBBON ONLY

## OPEN CLASS HORTICULTURE DEPARTMENT

**Entry Time: Tuesday, July 27, 6:00 p.m. - 8:00 p.m.**

**Wednesday, July 28, 8:00 a.m. - 11:30 a.m.**

**Judging: July 28, 1:00 p.m. – 5:00 p.m. ~ Bldg. #3**

1. Read general rules.

2. Trophy for best Horticulture Specimen

3. Plates are to be furnished by the exhibitor.

Division 1-Youth 19 years and Under

Division 2- Adult

- |  |  |
|--|--|
| <ol style="list-style-type: none"> <li>19. Red potatoes, 5 to an entry</li> <li>20. White potatoes, 5 to an entry</li> <li>21. Pears, 5 to an entry</li> <li>22. Yellow onions, 5 per plate</li> <li>23. Red onions, 5 per plate</li> <li>24. White onions, 5 per plate</li> <li>25. Apples, 5 per plate</li> <li>26. Peaches, 5 per plate</li> <li>27. Tomatoes, 5 per plate                             <div style="margin-left: 20px;">                                 A. Cherry   B. Standard<br/>                                 C. Roma   D. Yellow<br/>                                 E. Grape                             </div> </li> <li>28. Carrots, 5 per plate</li> <li>29. Beets, 5 per plate</li> <li>30. Cucumbers, 5 per plate</li> <li>31. Green snap beans, 12 per plate</li> <li>32. Yellow wax beans, 12 per plate</li> <li>33. Garlic</li> </ol> | <ol style="list-style-type: none"> <li>34. Peppers, 5 per plate                             <div style="margin-left: 20px;">                                 A. Sweet   B. Hot   C. Jalapeno                             </div> </li> <li>35. Okra, 5 per plate</li> <li>36. Watermelon</li> <li>37. Muskmelon</li> <li>38. Eggplant</li> <li>39. Summer squash</li> <li>40. Winter squash</li> <li>41. Zucchini</li> <li>42. Pumpkin</li> <li>43. Sweet Corn, 5 ears to an entry</li> <li>44. Head of cabbage</li> <li>45. Tallest sunflower stalk</li> <li>46. Largest circumference sunflower</li> <li>47. Misc. Vegetable</li> </ol> |
|--|--|

48. Garden exhibit, each exhibitor in this class will be limited to 4 sq. feet of space. Exhibit needs to be in a box, basket, or some type of container for display. Exhibit consists of 5 different fresh vegetables. Canned vegetables are not acceptable. Only one variety of specific vegetable may be exhibited. The numbers of different vegetables are to be as follows: Large – one each (watermelon, eggplant, squash, cabbage, pumpkin, cantaloupe or similar size vegetable) Medium – five each (cucumbers, peppers, tomatoes, okra, carrots, beets, potatoes, onions or similar size vegetables) If small fresh vegetables such as green beans are used as one of the five different vegetables, a dozen should be used for display.

49. Gourds

50. Misc. fruit

51. Honey-A. Extracted Honey-Light B. Extracted Honey-Dark

**Extracted Honey-** also known as strained honey, is honey that has been separated from the comb by centrifugal force, gravity, straining, or other means. Honey entries shall consist of 1 glass canning pint jar with flat and ring. All jars must be plain and free of labels.

52. A. Blackberries, 5 per plate   B. Blueberries, 5 per plate

**Fresh Culinary Herbs** – Six (6) stems of ONE variety of fresh herbs exhibited in a disposable container of water.

53. Rosemary

57. Basil

54. Dill

58. Thyme

55. Tarragon

59. Sage

56. Mint

60. Any other herb

106. Cilantro

107. Stevia

109. Chives

110. Oregano

108. Salsa Ingredient- Must contain at least five different salsa ingredients in a display (Example: tomatoes, peppers, hot peppers, peaches, apples, other local fruit, onions, garlic, herbs). This exhibit presented in a basket, colander, box, etc. Recipe for the salsa must include using the ingredients in display written on 3x5 card.

PREMIUMS: BLUE - \$4.00, RED - \$3.00, WHITE - \$2.00

CHAMPION HORTICULTURE -- RIBBON

## **OPEN CLASS BUCKET CALF**

**Entry Time: Wednesday, July 28, 9:00 a.m. – 10:00 a.m.**

**Judging: Wednesday, July 28, following 4-H/FFA Shows**

1. Stall space may be reserved on the basis of pre-entry. Entry forms available at Miami County Extension Office, due July 2nd.
2. Exhibitor may arrive the day of the show and leave upon completion. No stall space will be guaranteed.
3. Animals shown in the 4-H/FFA Show are not eligible to show again in the open show, even if shown by a different exhibitor.
4. Bucket calf entries must be a weaned calf not nursing a cow.

### **Classes:**

61. Bucket Calf - Youth ages 5 -12 (as of bucket calf check-in at fair time). Participant must be able to handle and lead the calf without assistance. Calf cannot show in 4-H Division, open class will show after 4-H Bucket Calf classes, Check in Thursday at noon.

PREMIUMS: BLUE - \$8.00, RED - \$6.00, WHITE - \$4.00

## **OPEN CLASS DAIRY CATTLE DEPARTMENT**

**Entry Time: Wednesday, July 28, 7:30 a.m.**

**Judging: Wednesday, July 28, following 4-H Dairy Show.**

1. All animals are to be registered and have papers to show superintendent.
2. Stall space may be reserved on the basis of pre-entry. Entry forms available at the Miami County Extension Office, due July 5th.
3. Exhibits may arrive the day of the show and leave upon completion. No stall space will be guaranteed.
4. Bulls must be on nose lead.  
Lot A -- Ayrshire; Lot B -- Brown Swiss; Lot C -- Guernsey;  
Lot D -- Holstein; Lot E -- Jersey
65. Bull Calf, Junior and Senior
66. Bull, 1 year old and under 2
67. Bull, 2 years old and over
68. Jr. Heifer Calf born after March 1, 2021
69. Sr. Heifer Calf born between Sept. 1, 2020 and Feb. 28, 2021
70. Jr. yearling Heifer born between Mar. 1, 2020 and Aug. 31, 2020
71. Sr. yearling Heifer born between Sept. 1, 2019 and Feb.28, 2020
72. Junior Get-of-Sire, to consist of 3 animals, all less than 2 years of age, and get of 1 sire, at least 2 must be female and must be owned by exhibitor.
73. 2 yr. old cows, born between Sept. 1, 2018 and Aug. 31, 2019
74. 3 yr. old cows, born between Sept. 1, 2017 and Aug. 31, 2018
75. 4 yr. old cows, born between Sept. 1, 2016 and Aug. 31, 2017
76. Aged cows, born before September 1, 2016
77. Senior Get-of-Sire, to consist of 3 animals, at least 2 years of age, at least 2 females, 1 animal of which must be owned by exhibitor and get of one sire.
78. Production of dam, 2 animals of any age, either sex, the product of one cow.
79. Three best females, 3 animals, any age, all must be bred and owned by the exhibitor.

BREED CHAMPION & RESERVE 80-94 -- RIBBON

SUPREME CHAMPION & RESERVE -- RIBBON

PREMIUMS: BLUE - \$8.00, RED - \$6.00, WHITE - \$4.00

## **OPEN CLASS DAIRY GOAT DEPARTMENT**

**Health Inspection Wednesday July 28, 7:30am**

**Judging: Wed., July 28, following Dairy Cattle and 4-H Dairy Goats**

1. All animals are to be registered and have papers to show superintendent. **Dairy goats will be judged by ADGA standards.**
2. All goats must be identified with a registered tattoo or an official USDA Premise ID Tag. Kids under 8 weeks of age, accompanying their dams, are exempt from tagging requirements.
3. Animals will be released after show to go home.
4. Exhibits may come in the day of the show and may leave upon completion. No stalls will be guaranteed.
5. Dairy Goats will be divided by breeds: Alpine, Nubian, Toggenburg, La Mancha, Oberhasli, Saanen, Sable, Nigerian Dwarf and Grade.
6. There must be 3 or more animals of the same breed in order to have a separate breed division. Animals entered for which a separate breed division is not established will be shown in the Any Other Breed (AOB) category.
7. All Goats must be inspected by the Fairboard appointed inspector in the designated area before pinning.

## **Junior Dairy Goat Classes**

- 95. 0-3 months
  - 96. 3-6 months
  - 97. 6-12 months
  - 98. 12-24 months not in milk
- BEST OVERALL JUNIOR DOE – RIBBON ONLY

## **Senior Dairy Goat Classes**

- 99. 12-24 months in milk
  - 100. 2-3 years
  - 101. 3-5 years
  - 102. 5 years and older
- BEST OVERALL SENIOR DOE – RIBBON ONLY
- 103. Best Dairy Herd – 3 Senior Does.
  - 104. Get of Sire – 3 Does from same sire.
    - A. Junior Get of Sire
    - B. Senior Get of Sire
  - 105. Decorated Goat – Animal and Exhibitor dressed in costume or decorated accordingly, to the theme of choice.
    - Division 1 – Under 7 years of age
    - Division 2 – 7 to 9 years of age
    - Division 3 – 10 to 13 years of age
    - Division 4 – 14 to 19 years of age
    - Division 5 – Adults
- PREMIUMS: BLUE - \$8.00, RED - \$6.00, WHITE - \$4.00

## **OPEN CLASS DOG DEPARTMENT**

### **Obedience and Showmanship - Sunday following 4-H Dogs**

**Entry Time: Sunday, July 23, 2:00 p.m.**

**Judging: To follow the 4-H show**

- 1. Current immunization record by a licensed veterinarian must be presented to the ring steward.
- 2. All dogs must be kept on lead at all times outside the show ring.
- 3. The dogs must be shown with 6-foot leather or nylon lead and training collar in obedience classes.
- 4. Dogs can show only one time in obedience, showmanship and agility classes.
- 5. Exhibitors must bring own equipment for Utility and Open A.
- 6. Dogs/handlers can be dismissed from the ring by judge due to
  - (a) Dog leaving ring or out of control;
  - (b) Dog being overly aggressive;
  - (c) Handler using abusive language or unsportsmanlike conduct.
  - (d) Baiting dog.

Classes:

- 111. Showmanship
- 112. Pre-Novice Obedience
- 113. Novice Obedience
- 114. Graduate Novice Obedience
- 115. Open A
- 116. Open B
- 117. Utility

## **Agility**

**Entry Time: Thursday, July 29th 3:00 – 3:30 p.m.**

**Show at 4:00 p.m. 4-H / Open Show will run concurrently**

Classes:

- 118. Agility 1A - On-lead
- 119. Agility 1B - Off-lead
- 120. Agility 2 - Off-lead
- 121. Agility 3 – Off lead

PREMIUMS: BLUE - \$4.00, RED - \$3.00, WHITE - \$2.00

## **OPEN CLASS**

### **FARM MECHANICS DEPARTMENT**

**Entry Time: Wednesday, July 28, 8 a.m. to 11:30 a.m.**

**Judging: Wednesday, July 28, 1:00 p.m.**

- 1. Entries must be made in current year.
  - 2. Exhibits must be made or repaired for farm use.
122. Open Class Farm Mechanics
- PREMIUMS: BLUE - \$12.00, RED - \$8.00, WHITE - \$5.00

## **OPEN CLASS POULTRY DEPARTMENT**

**Entry Time: Monday, July 26, 8:00 a.m. - 11:00 a.m.**

**Judging: Tuesday, July 27 -- 9:00 a.m.**

- 1. Must check in with superintendent before animals are caged.
- 2. All entries must be single birds of pens except as otherwise provided.
- 3. Stock showing symptoms of disease will be excluded.
- 4. All birds (excluding waterfowl & pigeons) MUST be tested for pullorum typhoid within 90 days prior to show. Pullorum

Testing will be held July 6<sup>th</sup> from 4:00 p.m. to 6:00 p.m. at the Fairgrounds **No Testing will be available during the fair.** Exhibitors must bring paperwork to show birds have been tested. Birds must have papers prior to putting in pen.

5. The latest Standard of Perfection will be used in judging.
6. The terms cock, cockerel, hen, pullet, and pen are defined as:  
     Cock - male bird over a year old.  
     Cockerel - male bird under one year.  
     Hen - female bird over a year old.  
     Pullet - female bird under one year.  
     Pen - 3 birds same sex.
7. Birds entered in single classes will not be permitted to show as part of a pen, nor will birds composing pens be permitted to show for single prizes.
8. No unworthy specimen will be awarded a premium whether by competition or not.
9. Pre-Entry forms are available at the Miami County Extension Office, due July 2<sup>nd</sup>.
10. Exhibitors are responsible for the care and feeding of their exhibits.
11. Ducks will be a carrier show and allowed to leave as soon as judging is completed on Tuesday. Duck champions can stay for display purposes. Poultry will be able to leave after showing on Tuesday, July 27<sup>th</sup>. Open Class poultry will only be allowed to stay for the fair if there are sufficient poultry cages.

### **CLASSES**

131. Standard Breeds; Large Fowl: One young bird of either sex
132. Standard Breeds; Large Fowl: One old bird of either sex
133. Standard Breeds; Bantams: One young bird of either sex
134. Standard Breeds; Bantams: One old bird of either
  
130. Meat Pen, Pen of 3. Standard Breed or Strain Cross Birds of same sex. To be judged on meat production qualities only.
  
135. Production Pullets; Pen of 3: Standard Bred, crossbred or strain crosses pullets to be judged on egg production qualities.
136. Production Hens; Pen of 3: Standard Bred, crossbred or strain crosses pullets to be judged on egg production qualities
137. Dual purpose pullets; Pen of 3: Such as Rhode Island Reds, New Hampshire, Plymouth Rocks, etc.
138. Dual purpose hens; Pen of 3: Such as Rhode Island Reds, New Hampshire, Plymouth Rocks, etc.
139. Turkeys, All Breeds; One bird of either sex
140. Ducks; Call or Bantam; all breeds, one bird of either sex
141. Ducks; all breeds, one bird of either sex
142. Geese; all breeds, one bird of either sex
143. Guineas; all breeds, one bird of either sex  
     These classes will be judged primarily on the basis of exhibition qualities as described in the "American Standard of Perfection" of the American Poultry Association.
144. Game Birds (Quail & Pheasant)

CHAMPION, EACH CLASS: Ribbon

GRAND CHAMPION: Ribbon

PRIMIUMS: BLUE - \$4.00, RED - \$3.00, WHITE - \$2.00

### **OPEN CLASS PIGEONS AND DOVES**

**Entry Time: Monday, July 26, 9:00 a.m. - 1:00 p.m.**

**Judging: Tuesday, July 27, 10:00 a.m.**

1. You must check in with superintendent before putting birds in cages.
  2. All entries must be single birds.
  3. Stock showing symptoms of disease will be excluded.
  4. Exhibitors may not enter more than two birds per class regardless of breed. **Each exhibitor is limited to eight birds.**
  5. Judging will be by comparison only using latest standards of the National Pigeon Association.
  6. Classes will be offered for all standard breeds approved by the National Pigeon Association. Designate breed on your entry.
145. Pigeons
- |                              |                             |
|------------------------------|-----------------------------|
| A. Old Cock - Over 1 year    | C. Old Hen - over 1 year    |
| B. Young cock - under 1 year | D. Young Hen - under 1 year |

The exhibits in this division may be placed into five award groups

Grand and Reserve: RIBBON

PREMIUMS: BLUE - \$4.00, RED - \$3.00, WHITE - \$2.00

## **OPEN CLASS RABBIT DEPARTMENT**

**Entry Times: Wednesday, July 28, 10:00 a.m.**

**Judging, Wednesday, July 28 immediately after 4-H show**

1. This is a carrier show. Exhibits may come in day of show and leave upon completion.
2. All rabbits with ear canker, sore hocks or a communicable disease will be disqualified. Rabbits with a communicable disease will be removed from the show premises.
3. All exhibitors **MUST** be present at time of judging.
4. Rabbits will be judged by Breed Standards as listed in ARBA "Standard of Perfection," and divided into age groups according to Breed Standard.
5. One blue, one red and one white ribbon will be awarded in each class, per breed, per variety. No premiums will be paid on best of breed or best of opposite sex or Fur Classes.
6. Comment cards and show entry cards need to be completed at time of check-in.
7. Each exhibitor is limited to a **maximum 5 entries per exhibitor.**

AM – American	DT – Dutch	NZ – New Zealand
AF – American Fuzzy Lop	DH – Dwarf Hotot	PL – Palomino
AS – American Sable	EL – English Lop	PO – Polish
AN – Angora	ES – English Spot	RX – Rex
EA – English Angora	FG – Flemish Giant	RH – Rhinelander
FA – French Angora	FL – French Lop	ST – Satin
GA – Giant Angora	FW – Florida White	SL – Silver
SA – Satin Angora	HL – Holland Lop	SF – Silver Fox
BH – Belgian Hare	HR – Harlequin	SM – Silver Marten
BV – Beveren	HV – Havana	TH – Thrianta
BP – Britannia Petite	HM – Himalayan	TN – Tan
CA – Californian	HT – Hotot	
CD – Champagne D'Argent	JW – Jersey Wooly	
CG – Checkered Giant	LC – Lilac	
AC – American Chinchilla	LH – Lionhead	
GC – Giant Chinchilla	ML – Mini Lop	
SC – Standard Chinchilla	MR – Mini Rex	
CN – Cinnamon	MS – Mini Satin	
CR – Crème D'Argent	ND – Netherland Dwarf	

151. Pre-junior Doe (under 3 months) classes only in the following breeds: Beveren, Californian, Champagne D'Argent, Checkered Giant, American Chinchilla, Giant Chinchilla, Cinnamon, Crème D'Argent, Flemish Giant, Hotot, English Lop, French Lop, New Zealand, Palomino and Satin
  152. Junior Doe (under 6 months for any breed not listed in Class 151, 3-6 months for those breeds listed in class 151.)
  153. 6-8 Doe classes only in the following breeds: American, Giant Angora, Beveren, Californian, Champagne D'Argent, Flemish Giant, Hotot, English Lop, French Lop, New Zealand, Palomino, Satin and Silver Fox.
  154. Senior Doe, six months of age or over for all breeds other than those listed as having Intermediate classes. Eight months of age and over for breeds having Intermediate classes.
  155. Pre-junior Buck (breeds same as class 151).
  156. Junior Buck (under 6 months for any breed not listed in Class 151, 3-6 months for those breeds listed in class 151.).
  157. 6-8 Buck - same breeds as class 153.
  158. Senior Buck - Six months of age or over for all breeds other than those listed as having Intermediate classes. Eight months of age or over for breeds not listed in Class 157.
  159. Fur Classes (Ribbon Only)  
Must have shown in class 151-158
    - A. Normal White Fur
    - B. Normal Colored Fur
    - C. White Rex Fur
    - D. Colored Rex Fur
    - E. White Satin Fur
    - F. Colored Satin Fur
    - G. White Wool
    - H. Colored Wool
  160. Meat Pen – Three (3) rabbits 10 weeks of age, one recognized breed and variety, maximum weight 5 pounds. Will be judged on their meat qualities, condition, and uniformity. Champion Doe & Buck in each breed...RIBBON
  161. Best in Show: Grand and Reserve Grand; RIBBON
  162. Best 6 Class: Grand and Reserve Grand; RIBBON
  163. Best 4 Class: Grand and Reserve Grand; RIBBON
- Grand Champion Doe & Buck: RIBBON  
Champion Meat Pen: RIBBON  
PRIMIUMS: BLUE - \$4.00, RED - \$3.00, WHITE - \$2.00

## **Open Class Ladies & Shepherd's Lead**

**Vet Check, Entry & Weigh In: Monday, July 26, 6:00 p.m. – 7:30 p.m.**

**Show: Tuesday July 27<sup>th</sup> 4:00 p.m.**

1. All sheep entered in this contest must be on the fairgrounds and gone through Vet Check during 4-H Sheep entry time: Monday, July 26 6- 7:30 p.m. The objective of this class is to present sheep and their byproduct, wool, in the most attractive manner. It will give the spectators a real opportunity to view well-groomed sheep shown at halter by attractively dressed exhibitors wearing wool garments.

2. Oand must meet all general rules for sheep. They do not need to be owned by the exhibitor. They may be borrowed for the event. Sheep should be conditioned, fitted, and trained to show halter.
3. Entrants must furnish their own garment or costume, which must be made of a majority of wool, excluding accessories.
4. Entrants should select a garment or costume that will lend elegance to the class. Entries will be judged on Costume, Poise, and Appearance (75%) and the control and presentation of the sheep (25%)
5. **A 100-word resume of your background and activities and also a description of the garment should be turned into the Fair Office with your entry by 3:30 p.m., Tuesday, July 27.**  
 Sheep may also be decorated in a unique or creative way to coordinate with your garment and add interest to the contest.
  - Division 1 – Under 7 years of age
  - Division 2 – 7-9 years of age
  - Division 3 – 10-13 years of age
  - Division 4 – 14-19 years of age
  - Division 5 – Adults
    - Divisions by age January 1

165. Ladies Lead

166. Shepherd's Lead

CHAMPIONS, each class: Ribbon

PREMIUMS: GRAND \$8, RESERVE \$6, BLUE \$5, RED \$4, WHITE \$3

## **OPEN CLASS EDUCATIONAL BOOTH DEPARTMENT**

**Entry Time: Tuesday, July 27 - 8:00 a.m. to 11:30 a.m.**

**Judging: Tuesday, July 27 - 1:00 p.m. – Bldg #3**

Booths in this class must demonstrate or illustrate some phase of better agriculture, Family & Consumer Science or Youth Programs.

1. This class is open to organized groups such as FFA, FCCLA, Community Clubs, Boy Scouts, Girl Scouts, etc.
2. Booths must be pre-entered by July 2<sup>nd</sup> by calling the Paola Extension office.
3. Booths will be fitted into a 6' x 6' area open in one direction.
4. Booths will be placed into quality groups of blue, red and white.
5. Release time is 9:00 p.m. Friday.

251. Open Class Booths.

PREMIUMS: Blue - \$30, RED - \$25, WHITE - \$15

## **OPEN CLASS EXHIBITS**

(ANTIQUES, ART, CERAMICS, CLOTHING, CRAFTS, CROCHET & KNITTING, FIBER & FABRIC, FLORICULTURE, FOODS, FOOD PRESERVATION, PHOTOGRAPHY, QUILTING & WOODWORKING)

1. **Check-in time is Tuesday, July 27, 6 p.m. to 8 p.m. or Wednesday, July 28, 8:00 a.m. to 11:30 a.m. Judging, Wednesday July 28, 1-5 p.m. Exhibits will be opened for viewing at 6:00 p.m. Wednesday, July 28. Release time is Saturday, July 31<sup>st</sup>, 7:30 a.m. to 9:30 a.m.**

2. **Superintendents** will be in their departments at check in time to receive exhibits.

3. Exhibitors are limited to one entry per class unless stated otherwise.

4. There will be five divisions in each department.

Division 1 – Under 7 years of age      Division 4 – 14 to 19 years of age

Division 2 – 7 to 9 years of age      Division 5 – Adults

Division 3 – 10 to 13 years of age      Divisions by age Jan. 1 current year  
Be sure to state which division on your entry card.

5. There will be a Professional Division (6, art and photography departments. **PROFESSIONAL DEFINITION:** Anyone who has a studio and/or teaches others professionally and/or makes a practice of selling their work.

6. Exhibitors in Division 1 and 2 will receive participation ribbon.

7. Items/Articles entered must be the original work of the exhibitor. **Items/Articles must be owned by the exhibitor.** Items/Articles previously entered at the Miami County Fair are not eligible for entry. Every item/ article exhibited must have been made in the past three years. (Unless otherwise stated in the individual department rules.)

## **OPEN CLASS ANTIQUE & COLLECTIBLE DEPT.**

**Entry: Tuesday, July 27 – 6:00 p.m. – 8:00 p.m.**

**Wednesday, July 28– 8:00 a.m. – 11:30 a.m.**

**Judging: Wednesday, July 28 – 1:00 p.m. – Bldg #2**



1. Exhibit must be marked plainly with exhibitor's name & address.
2. No one exhibitor shall enter more than one entry in any one class.  
A set of items should be entered as one exhibit.
3. Not responsible for loss of any kind.
4. Entry should be a different article each year.
5. Previously entered items cannot be entered again by anyone.

Division 1 – Under 7 years of age

Division 4 – 14 to 19 years of age

Division 2 – 7 to 9 years of age

Division 5 – Adults

Division 3 – 10 to 13 years of age

Divisions by age Jan. 1 current year

- |   |                               |
|---|-------------------------------|
| 195. Advertising Icon                     | 215. Indian Relic             |
| 196. Antique Clock                        | 216. Jewelry                  |
| 197. Banks                                | 217. Kitchen tool             |
| 198. Black and White Photo and tin types. | 218. Lamp                     |
| 199. Book                                 | 219. Musical Instruments      |
| 200. Bottle                               | 220. Old Documents            |
| 201. Candlesticks                         | 221. Picture                  |
| 202. Camera or Equipment\Accessories      | 222. Pottery                  |
| 203. Canning Jars                         | 223. Purse                    |
| 204. China, single piece                  | 224. Quilt or Bedspread       |
| 205. Clothing                             | 225. Sewing Tools             |
| 206. Coins                                | 226. Silver Serving Piece     |
| 207. Cookie Jar                           | 227. Small Farm or Hand Tools |
| 208. Crockery                             | 228. Sports                   |
| 209. Depression Glass                     | 229. Stoneware                |
| 210. Doll                                 | 230. Toy                      |
| 211. Fishing                              | 231. Trunk                    |
| 212. Furniture, small piece               | 232. Vase                     |
| 213. Glass, single piece                  | 233. War Memorabilia          |
| 214. Handwork, embroidery or crocheted    | 234. Watch – Pocket or other  |
|   | 235. Other                    |

Grand and Reserve Grand – RIBBON

PREMIUMS: BLUE - \$4.00, RED - \$3.00, WHITE - \$2.00

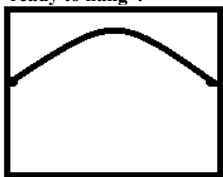
## **OPEN CLASS ART DEPARTMENT**

**Entry: Tuesday, July 27 – 6:00 p.m. – 8:00 p.m.**

**Wednesday, July 28 – 8:00 a.m. – 11:30 a.m.**

**Judging: Wednesday, July 28 – 1:00 p.m. – Bldg #4**

1. Exhibit must be marked plainly with the name and address of exhibitor and with fair entry tag.
2. No one exhibitor shall enter more than two entries in any one class, and no more than six in the department. The exhibit should be a different piece of art each year.
3. Not responsible for loss of any kind.
4. Computer generated art will not be accepted for entry.
5. **NO WET PAINTINGS.** All articles should be matted and framed and MUST have a sturdy hanger. Wire hangers are needed for large pieces of artwork in order to display. *Artwork not ready to hang will not be judged or displayed. "Ready to hang" implies study hanger that will stay on hook throughout the fair.*
6. **If work is meant to hang, it must have wire across the frame to be able to hang from an S hook (Barn Quilts Excluded).** Artwork should be matted and framed. No scotch tape, duct tape, masking tape, paper clips, etc. allowed. Superintendent will make decision if art item is "ready to hang".



7. **Size limit 20 x 24 inches for framed art, 24 x 24 inches for barn quilts.**

Divisions by age January 1 of current year

Division 1 – Under 7 years of age

Division 4 – 14 to 19 years of age

Division 2 – 7 to 9 years of age

Division 5 – Adults

Division 3 – 10 to 13 years of age

Division 6 - Professional

### **Two-dimensional Fine Art**

- |                               |                                |
|-------------------------------|--------------------------------|
| 237. Oil or Acrylic Painting  | 241. Colored Pencils of Marker |
| 238. Watercolor               | Drawing                        |
| 239. Pastels/Charcoal (chalk) | 242. Crayon                    |
| 240. Pen, Pencil, or Graphite |                                |
| Drawing                       |                                |

### **Calligraphy**

243. Calligraphy  
**Other Art**  
 244. 3-D Art (sculpture, bowl, etc.)  
 245. Design/Print Making (focus on: line, shape, form, words)  
 246. Cartooning  
 247. Mixed Media (more than one form – Sketched, Painted)  
 249. Barn Quilts (painted on wood)  
 DIVISIONS 1-5 Grand and Reserve Grand – RIBBON  
 DIVISION 6 Grand and Reserve Grand – RIBBON  
 PREMIUMS: BLUE - \$4.00, RED - \$3.00, WHITE - \$2.00

## **OPEN CLASS CERAMICS, PORCELAIN, CHINA PAINTING DEPARTMENT**

**Entry Time: Tuesday, July 27 – 6:00 p.m. – 8:00 p.m.  
 Wednesday, July 28 – 8:00 a.m. – 11:30 a.m.**

**Judging: Wednesday, July 28 – 1:00 p.m. – Bldg #4**

1. Exhibit must be marked plainly with name and address of the exhibitor, also with a fair entry tag.
2. No one exhibitor shall enter more than one entry in any one class.
3. All Ceramics are to be the sole work of the entrant completed within the last 12 months.
4. Not responsible for accidents of any kind.
5. Exhibitors should bring plate holder

Divisions by age as of January 1 of current year

Division 1 – Under 7 years of age      Division 4 – 14 to 19 years of age

Division 2 – 7 to 9 years of age      Division 5 – Adults

Division 3 – 10 to 13 years of age      Division by age Jan. 1 current

255. Under glazing Ceramics

256. Glazing Ceramics

A. Glaze      B. Combination (Glaze & Stain)

257. Ceramics Overglaze and/or Decal

258. Ceramics Stain

A. Opaque      B. Translucent & Chalking      C. Dry brushing

259. Holidays Decoration or Pieces

260. Creative ceramics

261. Porcelain

262. China painting

263. Pottery, Hand Built

Grand and Reserve Grand – RIBBON

Premiums: BLUE - \$4.00, RED - \$3.00, White - \$2.00

## **OPEN CLASS CLOTHING DEPARTMENT**

**Entry: Tuesday, July 27 – 6:00 p.m. – 8:00 p.m.**

**Wednesday, July 28 – 8:00 a.m. – 11:30 a.m.**

**Judging: Wednesday, July 28 - 1:00 p.m. – Bldg #4**

1. Every article exhibited must have been made by the exhibitor in the past three years. Exhibit should be a different item each year.
2. Not more than one article may be entered in any classification by one person.
3. Exhibits must be made by the exhibitor
4. Bring pattern guide sheet to leave with garment

Division 1 – Under 7 years of age      Division 4 – 14 to 19 years of age

Division 2 – 7 to 9 years of age      Division 5 – Adults

Division 3 – 10 to 13 years of age      Division by age Jan. 1 current year

### **CLOTHNG GARMENTS**

#### **Women**

271. 1- piece outfit

272. 2-piece outfit

273. 3-piece outfit

274. Other

#### **Girls**

276. 1-piece outfit

277. 2-piece outfit

278. 3-piece outfit

279. Other

#### **Boys & Men**

280. 1-piece outfit

281. 2-piece outfit

282. 3-piece outfit

283. Other

#### **Quilted Clothing**

284. Skirt

285. Purse

286. Blouse

287. Jacket

288. Vest

289. Other

290. String Piece Items

### **MISCELLANEOUS**

291. Pillows

292. Stuffed Toys

293. Christmas Decorations, Sewing

294. Soft Sculpted Doll

295. Doll Dress or Costume (doll is not judged)

296. Purse

297. Other

298. Home Décor Item (curtains, appliance cover, tablecloth etc.)

Grand and Reserve Grand – RIBBON

PREMIUMS: BLUE - \$4.00, RED - \$3.00, WHITE - \$2.00

### **OPEN CLASS CRAFTS DEPARTMENT**

**Entry: Tuesday, July 27 – 6:00p.m. – 8:00 p.m.**

**Wednesday, July 28 – 8:00 a.m. – 11:30 a.m.**

**Judging: Wednesday, July 27 - 1:00 p.m. – Bldg #4**

Exhibit must be marked plainly with the name and address of the exhibitor; also, with a fair entry tag.

1. No exhibitor shall enter more than two entries in any one class. The exhibit should be different pieces each year. **Limit total number of craft entries to 10 per exhibitor**
2. Not responsible for loss of any kind.
3. **Put small items in plastic bag to exhibit (beads, jewelry, etc.).**
4. **Any craft with multiple pieces must be in a clear sealed plastic bag including large lego items or will not be accepted for entry (gallon or 2-gallon bag maximum).**
5. **Display area limited to 18 inches wide on wooden shelf. No items larger than 18 inches wide will be displayed.**

Division 1 – Under 7 years of age

Division 2 – 7 to 9 years of age

Division 3 – 10 to 13 years of age

Division 4 – 14 to 19 years of age

Division 5 – Adults

Divisions by age Jan.1current year

300. Wreaths

301. Plastic Craft

302. Decoupage

303. Metal Craft

304. Bead Craft

A. Jewelry B. Other

305. Weaving

A. Fabric/string B. Other

306. Native/Natural materials

307. Woodcrafts

308. Molded Clay, play dough, or other material (includes steppingstones)

309. Jewelry, cast or welded

310. Glass

A. Stained B. Other

311. Recycle Craft Item

312. Other

313. Paper Craft

314. String Art

315. Fabric Craft

316. Dream Catchers

317. Candles

318. Woodburning

319. Wood Carving

320. Decorated Shirt

321. Leather

322. Sand Art

323. Christmas Ornament

324. Plastic Sun Catcher

325. Tie-Dyed

326. Headwear

A. Decorative Hats

B. Decorative Headbands

327. Legos

328. Duct Tape craft

329. Steppingstone

330. Paper Mache

Grand and Reserve Grand – RIBBON

PREMIUMS: BLUE - \$4.00, RED - \$3.00, WHITE - \$2.00

### **OPEN CLASS CROCHETING & KNITTING DEPT.**

**Entry: Tuesday, July 27 - 6:00 p.m. – 8:00 p.m.**

**Wednesday, July 28 - 8:00 a.m. – 11:30 a.m.**

**Judging: Wednesday, July 27 – 1:00 p.m. – Bldg #4**

1. Every article exhibited must have been made in the past three years. Exhibit should be a different item each year.
2. Not more than one article may be entered in any classification by one person.
3. Exhibits must be made by the exhibitor.

Division 1 – Under 7 years of age

Division 2 – 7 to 9 years of age

Division 3 – 10 to 13 years of age

Division 4 – 14 to 19 years of age

Division 5 – Adults

Division 6 – Adults age 75+

**Divisions by age Jan.1current year**

#### **CROCHETING**

331. Afghan

332. Baby Afghan

333. Tablecloth

334. Linen

335. Doilies

336. Edgings

337. Doll Clothes

342. Beginner's Class- Any item finished by a beginning crocheter in the last 24 months. (Separate class for each age divisions.)

338. Wearing Apparel

A. Sweater or wrap

B. Bag C. Slippers (2)

D. Hat or Cap E. Other

339. Household accessories

340. Crocheted beads

341. Other

#### **KNITTING**

349. Knitted Afghan

342. Baby Afghan

343. Doll Clothes

344. Wearing Apparel

A. Sweater or wrap B. Bag

C. Slippers(2) D. Hat or Cap

E. Other

350. Beginner's Class – Any item finished by a beginning knitter in the last 24 months. (Separate class for each age divisions.)

Grand and Reserve Grand - RIBBON

PREMIUMS: BLUE - \$4.00, RED - \$3.00, WHITE - \$2.00

## **OPEN CLASS FIBER AND FABRIC**

### **DEPARTMENT**

**Entry: Tuesday, July 27 – 6:00 p.m. – 8:00 p.m.**

**Wednesday, July 28 – 8:00 a.m. – 11:30 a.m.**

**Judging: Wednesday, July 28 - 1:00 p.m. – Bldg #4**

1. Every article exhibited must have been made in the past three years. Exhibited should be a different item each year, and not previously exhibited at Miami County Fair.
2. Only one article may be entered in any class by one person. Exhibits must be made by the exhibitor.

Division 1 – Under 7 years of age

Division 4 – 14 to 19 years of age

Division 2 – 7 to 9 years of age

Division 5 – Adults

Division 3 – 10 to 13 years of age

Divisions by age Jan. 1 current year

### **EMBROIDERY**

371. Cross Stitch

A. Made from Kit

B. Made from Pattern

C. Original

374. Embroidery

A. Made from Kit

B. Made from Pattern

C. Original

377. Machine Embroidery

375. Counted Cross-Stitch

A. Made from Kit

A. Made from Kit

B. Made from Pattern

B. Made from Pattern

C. Original

C. Original

378. Other

### **NEEDLEPOINT**

379. Needlepoint

A. Made from Kit

B. Made from Pattern

C. Original

380. Other Needlepoint

### **APPLIQUE**

381. Machine Appliqué

382. Other

A. Made from Kit

B. Made from Pattern

C. Original

### **PLASTIC CANVAS NEEDLEPOINT**

383. A. Made from Kit

B. Made from Pattern

C. Original

### **RUG**

384. Rug, crocheted

386. Rug, hooked, tufted

385. Rug, braided

387. Other

### **TEXTILE PAINTING**

388. Linens

390. Wearing apparel

389. Wall hangings

391. Other

### **ITEM MADE BY ANY INDIVIDUAL OVER 75**

395. Quilt

397. Knitting

396. Crocheting

398. Other

### **MISCELLANEOUS**

399. Fiber and Fabrics

A. Original creative design

B. Any other misc. fiber and fabrics

Grand and Reserve Grand – RIBBON

PREMIUMS: BLUE \$4.00, RED - \$3.00, WHITE - \$2.00

## **OPEN CLASS FLORICULTURE DEPARTMENT**

**Entry: Tuesday, July 27 - 6:00 p.m. – 8:00 p.m.**

**Wednesday, July 28 - 8:00 a.m. – 11:30 a.m.**

**Judging: Wednesday, July 28 – 1:00 p.m. – Bldg #3**

1. Entry is open to all novice gardeners.
2. All entries in flower and horticulture classes must be grown by the exhibitor or must have been in their possession at least three months.
3. If in the opinion of the Judge, the entry or entries for any award are not up to a standard worthy of first prize, the prize awards will be made as the Judge may consider proper.
4. Exhibitors shall furnish all vases or other receptacles properly identified, with name and address. Vases should be uniform with size of flowers.
5. All flowers should be arranged in containers and ready for display when brought for exhibit.
6. No foreign foliage or leaf foliage should be in the water. The part of the stem in the water should not have leaves on it.
7. All flowers should have correct name of flowers exhibited and class on entry slip. Only one entry will be allowed in each class.
8. All fresh material used in arrangements must be garden grown and arrangements must be made by the exhibitor.

9. The decision of Judges will be final.
10. Remove stamen from lily before bringing to fair to exhibit.

\*Trophies will be awarded for the best arrangement entry, best plant and for best flower.

Division 1 – Under 7 years of age	Division 4 – 14 to 19 years of age
Division 2 – 7 to 9 years of age	Division 5 – Adults
Division 3 – 10 to 13 years of age	Divisions by age Jan. 1 current year

### FLOWER HORTICULTURE

#### Classes

411. Cleome
412. Dahlia, one stem
413. Gladiolus, one spike
414. A. Bulb Lily B. Perennial Lily
415. Marigold – small, one spray
416. Marigold – large, three blooms, 2 inches in diameter or more.
417. Petunia, one stem
418. Roses – tea, one bloom
419. Roses – cluster of Floribunda, one spray
420. Roses – any other
421. Zinnias – small, collection of five blooms
422. Zinnias – large, three blooms, 2 ½ inches in diameter or more.
423. Mixed display, five varieties of flowers
424. Any flower not listed

Grand and Reserve Grand – RIBBON

#### PLANTS

425. African Violet – double bloom, one crown
426. African Violet – single bloom, one crown
427. Begonia
428. Foliage, Plant
429. Fern
430. Vine
431. Cactus, one plant
432. Cactus, 3 varieties or more
433. Succulent, one plant
434. Succulent, 3 varieties or more
435. Cactus & Succulent combined, 2 or more plants
436. Any potted plant not listed
437. Hanging basket (one variety)
438. Hanging basket (more than one variety)
439. Mixed Container
440. Patio Plant (single variety)
408. Patio Plant (3 or more varieties)
409. Tropical Plants, non-blooming
410. Tropical Plants, blooming

Grand and Reserve Grand – RIBBON

#### ARRANGEMENTS

441. Purchased Flowers
442. Arrangement in kitchen container
443. Arrangement for luncheon table
444. Patio arrangement
445. Arrangement using driftwood
446. Dried material arrangement (painted material allowed)
447. Silk flower arrangement
448. Terrariums
449. Miniature arrangement, (five inches)
450. All foliage arrangement
405. Fairy Garden
406. Butterfly Garden
407. Wildflowers (5 or more varieties)

Grand and Reserve Grand – RIBBON

PERMIUMS: BLUE - \$4.00, RED - \$3.00, WHITE - \$2.00

## OPEN CLASS FOODS DEPARTMENT

**Entry: Tuesday, July 27 - 6:00 p.m. – 8:00 p.m.**

**Wednesday, July 28 - 8:00 a.m. – 11:30 a.m.**

**Judging: Wednesday, July 28 – 1:00 p.m. – Bldg #4**

1. Place baked products on 6-inch paper plates or covered cardboard, and in clear plastic bag. Zip lock and twist ties are good closures. No dry-cleaning bags. For larger items use oven roasting bags or cake boxes. Pies must be in **Aluminum pie plates. Food items MUST** be covered. Entries will be refused if not properly covered and in disposable container.
2. Foods which require refrigeration such as custard type filling and frostings must not be exhibited for safety reasons.
3. Except for a small portion for display, food may be taken home AFTER food judging is completed. Food must be picked up by 9 a.m. Thursday morning.
4. All unfrosted cakes should be exhibited in an upright position with crust shown.

5. Use standard sized pans for baked products. No small or mini pans.
  6. No cream cheese, bacon, or fresh fruit as garnish.
- Division 1 – Under 7 years of age      Division 4 – 14 to 19 years of age  
 Division 2 – 7 to 9 years of age      Division 5 – Adults  
 Division 3 – 10 to 13 years of age      Divisions by age Jan. 1 current year

### **HEALTHY FOODS**

451. Healthy Food Snack

### **QUICK BREADS**

452. Muffins, 3      454. Nut or Fruit Bread  
 453. Coffee Cake      455. Biscuits, 3  
                                  455A. Scones

### **YEAST BREADS**

456. Sweet Rolls, 3  
 457. Coffee Cake  
 458. Other Yeast Bread (Artisan Bread, Foccacia etc.)  
 459. White Bread, 1 loaf  
 460. Whole Wheat Bread, 1 loaf  
 461. Rye Bread, 1 loaf  
 462. French Bread, 1 loaf  
 463. Italian Bread, 1 loaf  
 464. Yeast Rolls (3 rolls)  
       A. White      B. Whole Wheat  
       C. Rye      D. Combination Flours  
 465. Bread made in Bread Machine

## **Youth Baking Contest**

Double Crust Fruit Pie – full size pie (8, 9 or 10" pie.) Double Crust fruit pies only. Type of pie is limited to pies that are safe to exhibit at the fair. No cream or custard pies. Pies must be in disposable pan. Pie recipe is required with entry on a 3 x 5" index card.

- 465A. Youth Baking Contest- Age 19 or under

**Junior/ Youth Category – (these entries will be judged by Open Class Foods Judges on Wed., afternoon)**

**Prizes – Provided by Miami County Fair Board**

1<sup>st</sup> place: \$25

2<sup>nd</sup> place: \$15

3<sup>rd</sup> place: \$10

**All winners receive a ribbon.**

### **CAKES**

#### **Foam Cakes**

- 466A. Angel Food – no icing  
 466B. Angel Food – glaze or icing  
 467A. Sponge – no icing  
 467B. Sponge – glaze or icing  
 468A. Chiffon – no icing  
 468B. Chiffon – glaze or icing

#### **Shortened Cakes**

One 8" or 9" square or round single layer cake with icing

469. White  
 470. Chocolate  
 471. Other      A. with icing      B. without icing (ex: Bundt cake)

### **CUP CAKES**

472. Cup Cakes – (3 cupcakes are an exhibit)

### **CAKE DECORATING**

(Wedding, anniversary, etc.)

**Donated by Miami County Fair Board; for classes 473, 474 and 475 only**

Best of Class Adult Cake Decorating --\$20.00

Best of Class Youth Cake Decorating --\$20.00

473. Decorated tiered cake (wedding, anniversary, etc.) (Doesn't have to be a cake).  
 474. Decorated cake - special occasion, not tiered (birthday, anniversary, etc.), (cake).  
 475. Decorated novelty cake, (lamb, bell, house, etc.), (cake).  
 475A. Decorated Cupcakes (3 cupcakes are an exhibit)

### **COOKIES**

(Three cookies shall be an exhibit)

476. Bar Cookies  
 477. Drop Cookies  
 478. Pressed Cookies  
 479. Refrigerator Cookies  
 480. Molded Cookies  
 481. Rolled Cookies  
 482. Decorated Cookies  
 483. No-Bake Cookies  
 484. Other Cookies

495. Gluten Free/Dairy Free Cookies  
496. Brownies

### PIES

485. Fruit Pies  
486. Other Pie (Nothing that requires refrigeration, Example: Pecan)

### CANDIES

4 pieces on a paper plate and placed in a plastic bag shall be an exhibit.

- |                       |                     |
|-----------------------|---------------------|
| 487. Party Mints      | 490. Microwave      |
| 488. Divinity         | 491. Peanut Brittle |
| 489. Fudge (Any kind) | 492. Misc           |

Best of Show – Grand and Reserve Grand Ribbon

PREMIUMS: Blue \$4.00, RED - \$3.00, WHITE - \$2.00

#### 493. Cookie Jar

Fancy assorted cookies in a clear, wide mouth, decorated 1-gallon jar. Jar will count 25%, Cookies, 75%. Jar must be filled with not less than 9 different cookies from different batters and doughs. Each cookie should be wrapped separately in clear plastic wrap. Bring 1 of each kind in a covered flat box, boxes will not be returned. Attach your nine recipes used to box of cookies. The winning Cookie jar will be presented to the Fair Board President just prior to the market sale.

\*Best of show – Grand and Reserve Grand Ribbons

**PREMIUMS for Cookie Jar:** Blue \$30.00, RED - \$20.00, WHITE - \$10.00

#### 494. Gluten Free food product

## **OPEN CLASS KING ARTHUR FLOUR BAKING CONTEST**

**Entry: Monday, July 26 – 5:30 p.m.**

**Auction after Judging – Bldg #4**

**Judging: 6:00 p.m.**

- Limited to: **Double Crust fruit pies only.** Type of pie is limited to pies that are safe to exhibit at the fair. No cream or custard pies. Pies must be in disposable pan. Pie recipe is required with entry on a 3 x 5" index card.
- Exhibitor must **bring the opened bag of King Arthur Flour or submit a UPC label from the flour bag** when he/she submits the entry. Exhibitor must be Adult-Division 5: 20 years old and up.
- Pie entry is open to individual or groups.
- Judging criteria will be based on 100 points possible.  
Taste- 50 points, Overall Appearance/Creativity-25 points, and Texture-25 points.
- The 1<sup>st</sup> place prize Pie will be presented to the Fair Board President at the conclusion of the judging.
- All baked goods will be donated to Fair Board and will be auctioned following the judging. Money will be donated to the Miami County Fair Association.
- Baked item must be made by exhibitor.
- Exhibitor may have multiple entries in the baking contest

#### **498. King Arthur Baking Company Contest**

##### **Division 5- Adult Only**

##### **Double Crust Fruit Pie**

**Adult Category – (judged by a select panel of judges including the Fair Board President on Monday night) \*\***

1<sup>st</sup> place: \$75 gift certificate to the Baker's Catalogue/  
kingarthurfLOUR.com

2<sup>nd</sup> place: \$50 gift certificate to the Baker's Catalogue/  
kingarthurfLOUR.com

3<sup>rd</sup> place: \$25 gift certificate to the Baker's  
Catalogue/kingarthurfLOUR.com

**All winners receive a gorgeous ribbon.**



## **OPEN CLASS** **FOOD PRESERVATION DEPARTMENT**

**Entry: Tuesday, July 27 – 6:00 p.m. – 8:00 p.m.**

**Wednesday, July 28– 8:00 a.m. – 11:30 a.m.**

**Judging: Wednesday, July 28, 1:00 p.m. – Bldg #4**

- Recommended method of processing must be used. Open kettle processed fruits and vegetables will not be accepted.

- Exhibits must be in **CLEAR** standard jelly glasses, half pints, pint, pint and one-half, and quart jars, and must be clean and sealed. Colored jars are not acceptable entries. Containers should be banded and sealed.
- Containers may be opened at the discretion of the judges.
- Entries must be labeled with product name, date of preparation, processing method and processing time prior to arriving at the fairgrounds. Labels are available at the Extension Office or at [www.maraisdescygnnes.k-state.edu](http://www.maraisdescygnnes.k-state.edu).**
- All home canned foods must have been prepared within a one-year period prior to judging date.
- Classes 500-551 will require one jar for each class.
- All dried products should be in a sealed plastic bag.
- Age divisions for youth and adult as listed rule 4 of Open Class Exhibits rules.

#### **CANNED FRUITS**

- |               |                  |
|---------------|------------------|
| 500. Apples   | 505. Pears       |
| 501. Apricots | 506. Plums       |
| 502. Berries  | 507. Pie Filling |
| 503. Cherries | 508. Other       |
| 504. Peaches  |                  |

#### **CANNED VEGETABLES**

- |              |                       |
|--------------|-----------------------|
| 509. Beans   | 513. Mixed Vegetables |
| 510. Beets   | 514. Peas             |
| 511. Carrots | 515. Other            |
| 512. Corn    |                       |

#### **PICKLES AND RELISHES**

- |                               |   |
|-------------------------------|---|
| 517. Beet Pickles             | 523. Cucumber Sweet                         |
| 518. Bread and Butter Pickles | 524. Fruit Pickles (crabapple, peach, pear) |
| 519. Other Sauce Combinations | 525. Green Tomato Relish                    |
| 520. Zucchini Relish          | 526. Pickled Peppers                        |
| 521. Cucumber Dill            | 527. Other Pickle or Relish                 |
| 522. Cucumber Relish          |   |

#### **CANNED TOMATO PRODUCTS**

- |                   |                           |
|-------------------|---------------------------|
| 528. Tomatoes     | 532. Tomato Catsup        |
| 529. Tomato Juice | 533. Stewed Tomatoes      |
| 530. Chili Sauce  | 534. Spaghetti Sauce      |
| 531. Salsa        | 535. Misc. Tomato Product |

#### **CANNED MEAT**

536. Canned Meat

#### **JELLY**

- |                |            |
|----------------|------------|
| 537. Apple     | 541. Grape |
| 538. Berry     | 542. Peach |
| 539. Cherry    | 543. Plum  |
| 540. Crabapple | 544. Other |

#### **PRESERVES, JAMS, & BUTTER**

- |                                      |  |
|--------------------------------------|--|
| 545. Fruit Butter (apple, pear etc.) | 550. Savory Spreads (vegetables, herbs &/or flowers) |
| 546. Jam made with berries           | 561. Other   |
| 547. Jam made with fruit             |  |
| 548. Marmalade                       |  |
| 549. Preserves                       |  |

#### **DRYING**

- Fruits. One fourth of a cup of dried fruit in an air-tight plastic bag.
- Vegetables. 1/4 cup of dried vegetables in an air-tight plastic bag.
- Meats. One-eighth of a cup of dried meats in an air-tight plastic bag.
- Herbs. One-eighth of a cup of dried herbs in an air-tight plastic bag.
- Foods for a camp meal. One fourth of a cup of 3-4 dried foods
- Other dried goods

#### **FLAVORED VINEGARS**

557. Flavored Vinegar. Exhibit in one glass or crockery container that is tightly capped and labeled.

#### **Exhibitors living in assisted living/skilled care homes:**

- Fruit
- Tomato product (salsa)
- Sweet spread (jam or jelly)
- Water Bath Processing Only

\*Best of Show – Grand and Reserve Grand Ribbons

PREMIUMS: BLUE - \$4.00, RED - \$3.00, WHITE - \$2.00

### **OPEN CLASS PHOTOGRAPHY DEPARTMENT**

**Entry: Tuesday, July 27 – 6:00 p.m. – 8:00 p.m.**

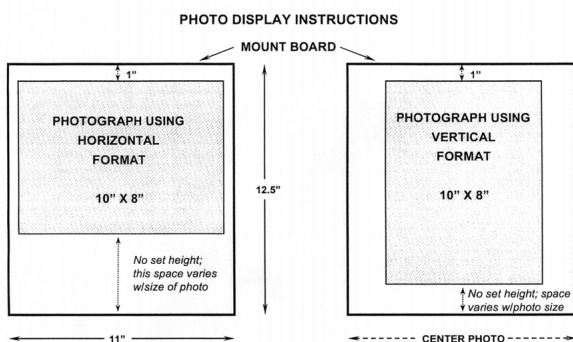
**Wednesday, July 28 – 8:00 a.m. – 11:30 a.m.**

**Judging: Wednesday, July 28, 1:00 p.m. – Bldg #2**

- All pictures entered in Division 1-5 must be taken by exhibitors who are of amateur status. Professionals must enter in Division 6 – Professional



2. **Limit 1 entry per class.**
3. All photos must be no larger than 8" x 10" – no smaller than 5" x 7" after trimming. All photos must be no larger than 8" x 10" -no smaller than 5" x 7" after trimming. Photos can be trimmed to 7" x 9". Photos need to be mounted across the narrow 11" dimension of an 11" x 12.5" sheet of white studio mount, with the top edge of the print 1" below the top of the mount and the sides of the print equal distance from the two sides of the mount. All photos should be permanently attached to the lightest side of the mount board using 3M #77 spray adhesive or equivalent. (Photo mount board is available at the Extension office also known as mat board)



4. Remove white border from enlargement before mounting. No lettering is permitted on the mount or photo. No overlays or border are to be used. No Frames.
5. A completed **special photo tag or label** will be taped to the front bottom of the mount. These are available at the Extension office, on-line and at the fair on entry day. Information will include name, class, photo title and type of film used.
6. Photos must be displayed in 2-gallon self-sealing bag. **DO NOT SEAL PHOTO BAG**. Please do not use slide bags-they do not fit our display boards at the fair.
7. For computer enhanced or manipulated photo provide a 4" x 6" or smaller original photo in an envelope taped on the sides and bottom, with the flap facing the open side- to the back of the mount.
8. Photos that do not adhere to mounting or display guidelines **will not** be entered.
9. No lettering, numbers or date stamp on photo entries.
10. **Photographs of trains and/or railroad tracks are not eligible to enter.**

Divisions by age as of January 1 current year

Division 1 – Under 7 years of age      Division 4 – 14 to 19 years of age

Division 2 – 7 to 9 years of age      Division 5 – Adults

Division 3 – 10 to 13 years of age      Division 6 – Professional\*

\*(see definition under Open Class Exhibits Rules)

#### **Film Black and White**

- |                           |                            |
|---------------------------|----------------------------|
| 600- Abstract             | 611-Portrait               |
| 601-Action                | 612-Sports                 |
| 602- Architectural        | 613-Weather                |
| 603- Children             | 614-Wildlife               |
| 604-Creative /Manipulated | 615-Farm/Agriculture       |
| 605-Flowers               | 616-Miami County Highlight |
| 606-Hand Colored          | 617-Insect/bug             |
| 607-Holidays              | 618-Historic               |
| 608-Landscape             | 619-Underwater             |
| 609-Patriotic             | 620-Other                  |

610-Animals

#### **Film Color**

- |                           |                            |
|---------------------------|----------------------------|
| 625-Abstract              | 636-Sports                 |
| 626-Action                | 637-Weather                |
| 627-Architectural         | 638- Wildlife              |
| 628-Children              | 639- Farm/Agriculture      |
| 629-Creative /Manipulated | 640-Miami County Highlight |
| 630-Flowers               | 641-Insect/bug             |
| 631-Holidays              | 642-Historic               |
| 632-Landscape             | 643-Underwater             |
| 633-Patriotic             | 644-Other                  |
| 634-Animals               |                            |
| 635-Portrait              |                            |

#### **Digital Black and White**

650-Abstract  
 651-Action  
 652-Architectural  
 653-Children  
 654-Creative/Manipulated  
 655-Flowers  
 656-Hand Colored  
 657-Holidays  
 658-Landscape  
 659-Patriotic  
 660-Animals

**Digital Color**

675-Abstract  
 676-Architectural  
 677-Children  
 678-Creative/Manipulated  
 679-Flowers  
 680-Holidays  
 681-Landscape  
 682-Patriotic  
 683-Animals  
 684-Portrait  
 685-Sports

661-Portrait  
 662-Sports  
 663-Weather  
 664-Wildlife  
 665-Farm/Agriculture  
 666-Miami County Highlight  
 667-Insect/bug  
 668-Historic  
 669-Underwater  
 670-Other

686-Weather  
 687-Wildlife  
 688-Action  
 689-Farm/Agriculture  
 690-Miami County Highlight  
 691-Insect/bug  
 692-Historic  
 693-Underwater  
 694-Other

DIVISIONS 1-5 Grand and Reserve Grand – RIBBON for each age division.

DIVISION 6 Grand and Reserve Grand – RIBBON

PREMIUMS: BLUE \$4.00, RED - \$3.00, WHITE \$2.00

**Abstract- depiction of subject in a way that is different from its natural state.**

**Action- Movement within photo should be apparent.**

**Architectural- depicting architecture or architectural form.**

**Children- one or more children**

**Creative- manipulated, enhanced, any type of creative treatment.**

**Flowers- flowers of any type**

**Holidays-primary focus should depict holiday.**

**Landscape-depicting land or scenic views.**

**Other-any photo.**

**Patriotic-depicts patriotism or pride in country.**

**Pets-domestic animals commonly considered pets.**

**Portrait- one or more persons with primary focus on the person.**

**Sports-any type of sport or sporting event.**

**Weather- any form of weather.**

**Special Fair Theme Photo Contest “Last Year’s Fair”.**

1. All entries must be of 2020 Miami Co Fair Activities.
2. Collages must have a minimum of 3 photos of any size or shape that fit onto an 11”x 17” or smaller mount board. Mounting instructions are the same as other open class photography. Do not use poster board or foam board.
3. Exhibits must be placed in a 2-gallon self-sealing bag (not slide bag).
4. Limit 1 entry per person per class.
5. **Each entry will receive a ribbon and premium.** (Use Danish system like 4-H department)
698. Photograph – “Last Year’s Fair”
699. Collage - “Last Year’s Fair”

**Wildlife- non-domesticated animals.** PREMIUMS: BLUE \$4.00, RED - \$3.00, WHITE \$2.00

DIVISIONS 1-5 Grand and Reserve Grand –RIBBON

DIVISION 6 Grand and Reserve Grand – RIBBON

**OPEN CLASS QUILTING DEPARTMENT**

**Entry: Tuesday, July 27 – 6:00 p.m. – 8:00 p.m.**

**Wednesday, July 28 – 8:00 a.m. – 11:30 a.m.**

**Judging: Wednesday, July 28, 1:00 p.m. – Bldg #4**

1. Every article exhibited must have been made in the past five years. Exhibit should be a different item each year.
2. Not more than one article may be entered in any classification by one person.
3. Exhibits must be pieced and quilted by the exhibitor. (Exception: Class B – those hand quilted by groups, Class D- Machine Quilted by Professional)
4. Items should be clean and odor-free.
5. **Names displayed on the back of the quilt/project must be covered prior to entry.**
6. **Large quilts should have hanging sleeve.**  
 For Classes 570 – 577 Choose A, B, C, D, or E  
 Class A – Hand Quilted, Individual  
 Class B – Hand Quilted, Group

- Class C – Machine Quilted by Individual  
 Class D – Machine Quilted by Professional  
 Class E - Tied
- |                                    |                                      |
|------------------------------------|--------------------------------------|
| Division 1 – Under 7 years of age  | Division 4 – 14 to 19 years of age   |
| Division 2 – 7 to 9 years of age   | Division 5 – Adults                  |
| Division 3 – 10 to 13 years of age | Divisions by age Jan. 1 current year |
570. Quilt pieced  
 571. Quilt, appliquéd  
 572. Mixed Techniques  
 573. Quilt, baby  
 574. Quilt, doll (limited to 36" square)  
 575. Quilt, preprinted fabric  
 576. Quilt, other  
 577. Quilted Table Runner  
 578. Quilted Wall-hanging A. mini B. appliquéd C. stenciled D. pieced  
 579. Quilted Accessories  
 580. Beginning Quilter –A. Quilt, B. Wall Hanging, C. Other  
 Article finished by a beginning quilter in the past 24 months.  
 (Beginning Quilt must be pieced and quilted by exhibitor.)

Sponsored by Miami County Quilters Guild

\$25.00 to Best of Show Quilt

\$15 – Grand Champion Quilt - \$10 – Reserve Grand Champion Quilt

Grand and Reserve Grand – RIBBON

## **OPEN CLASS WOODWORKING DEPARTMENT**

**Entry: Tuesday, July 27 – 6:00 p.m. – 8:00 p.m.**

**Wednesday, July 28 – 8:00 a.m. – 11:30 a.m. Bldg #4**

**Judging: Wednesday, July 28, 1:00 p.m.**

- Every article exhibited must have been made in the past two years. Exhibit should be a different item each year.
  - Designate on the entry tag if the article is original or kit construction. The plan, from which it was constructed or made, may be exhibited with the article.
- |                                    |                                     |
|------------------------------------|-------------------------------------|
| Division 1 – Under 7 years of age  | Division 4 – 14 to 19 years of age  |
| Division 2 – 7 to 9 years of age   | Division 5 – Adults                 |
| Division 3 – 10 to 13 years of age | Divisions by age Jan.1 current year |
581. Woodwork article for farm or shop use. (Examples, cages, carriers, feeders, tool and tackle boxes)  
 582. Lawn Furniture. (Examples: swing seat, bird house or feeders, picnic tables & chairs.)  
 583. Household Furniture. (Article not included in above classes. Examples: broom holders, foot stools, book/gun racks, cutting boards, desk, etc.)  
 584. Other Woodworking Article. Not included in the above classes  
 585. Repaired and Refinished Furniture. Brief explanation of the work completed must be attached to the exhibit.)  
 586. Toys  
 587. Laser Cut Item  
 Grand and Reserve Grand – RIBBON  
 PREMIUMS: BLUE - \$4.00, RED - \$3.00, WHITE - \$2.00

## **SEEDS FOR KIDS**

**Entry: Tuesday, July 27 - 6 p.m.-8 p.m. Bldg #3**

**Wednesday, July 28 8a.m-11:30a.m. Bldg #3**

**Judging: Wednesday, July 27 - 12:00 noon Bldg #3**

- All exhibits are to be from the seeds distributed through the Seeds for Kids Program.
- Each exhibitor must exhibit in the class according to their age.
- Each exhibit will receive a ribbon.
- Each exhibitor is limited to one entry per class.
- Zucchini can be 6 inches to 9 inches in length.
- Entries and ribbons can be picked up Saturday, July 31<sup>st</sup> from 8:00am. -10:00 am., premium checks from 10:30 am –12:30p.m. Or you can pick up your check at the Extension office on Monday, August 2<sup>nd</sup> from 8-4:30p.m. Checks must be cashed within 90 days. Exhibitors have the option of leaving a self-addressed stamped envelope in the fair office by 5p.m. Friday July 30<sup>th</sup> and checks will be mailed.

All seeds were donated by Tri Star Seed Company, Spring Hill, KS and classes are sponsored by the Miami County Fair Association and Marais des Cygnes Master Gardeners.

### **Divisions**

**A. Div 1-under 7 B. Div 2- Ages 7-9  
 C. Div 3 Ages 10-13 D. Div 4 Ages 14-19**

- |                        |                                  |
|------------------------|----------------------------------|
|                        | <b>Marigolds</b>                 |
| H 501. Single Stem     | H 502. Simple Floral Arrangement |
|                        | <b>Sunflower</b>                 |
| H 503. Tallest Stalk   | H 504. Largest Circumference     |
|                        | <b>Zinnias</b>                   |
| H 505. Single Stem     | H 506. Simple Floral Arrangement |
|                        | <b>Zucchini</b>                  |
| H 507. Marketable size | H508. Best Decorated Zucchini    |

PREMIUMS: BLUE-\$4.00, Red- \$3.00, White-\$2.00

**Special Open Classes**  
**These are non-premium classes.**

**Mutton Bustin**

**Entry:** Saturday, July 24, 2021 – 10:00 a.m. – Noon

**Check-In Time:** Thursday, July 29, 5:30 – 6:30 p.m.

**Event:** Thursday July 29, 7:00 p.m. – Arena

- Walk in entry at Miami County Fairgrounds Office
  - OR Call 913-294-5090. (Entries end when books are full.)
  - \$15 ENTRY FEE PER CONTESTANT
720. Mutton Bustin (Max weight 50 lb)  
Divisions by age day of the contest.  
Division 1 - 4 & 5 years of age  
Division 2 - 6 & 7 years of age

Awards for 1st, 2nd, and 3rd

**Kiddie Tractor Pull (Sanctioned)**

**Entry: Monday, July 26 – 3:00 p.m.**

**Contest Begins 4:00 p.m. – Bldg #5**

**Miami County Farm Bureau, sponsor**

710. Kiddie Tractor Pull
- |                                   |                              |
|-----------------------------------|------------------------------|
| Division 1 – Under 4 years of age | Division 6 - 9 years of age  |
| Division 2 – 5 years of age       | Division 7 - 10 years of age |
| Division 3 – 6 years of age       | Division 8 – 11 years of age |
| Division 4 – 7 years of age       | Division 9 – 12 years of age |
| Division 5 – 8 years of age       |                              |
- Divisions by age on the day of the pull.

Medals for 1<sup>st</sup>, 2<sup>nd</sup> & 3<sup>rd</sup> in each division.

Winners advance to the KS State Fair.



Proud sponsor of the  
*Miami County Fair and Rodeo*

At First Option Bank,  
commitment to the  
community is at the  
root of our success.

We invite you to  
get to know us and  
experience community  
banking at its best!



**First  
Option  
BANK**

BANKING AT ITS BEST

**FARMERMAC**  
Approved Lender

LaCygne • 502 Market St • 913-757-2001  
Louisburg • 103 S Broadway • 913-837-3900  
Osawatomie • 601 Main • 913-755-3811  
Paola • 702 Baptiste Dr • 913-294-3811  
Spring Hill • 21101 W 223rd • 913-592-3811

www.firstoptionbank.com

Member FDIC



**Family Center  
FARM & HOME**  
Your Everything Store • FCFarmandHome.com



@YourPaolaFC

*Proud Sponsor of the Miami County Fair*

Visit us in Paola at 808 Baptiste Drive

**Wrangler**



**ARIAT**

**Justin**  
BOOTS



**TWISTED X**



**carhartt**



**YETI**



**TRAEGER**

**Char-Broil**



**Taste of  
the Wild**



**TROPLE  
CROWN**  
ALWAYS BEYOND



Expires 8/31/21

Your everything for country living store!

**Get \$5<sup>00</sup> OFF\***  
your next \$25<sup>00</sup> purchase

\* Must present coupon at time of purchase. May not be combined with any other offers. One Coupon / Person / Transaction. #MCoFair2021



## **SUPPORTING MIAMI & LINN COUNTY 4-H**

Scholarships for higher education

- Provided a total of \$6,050 in 2021
- General — Multiple scholarships
- Carl & Mary Buchman Scholarship
- Coffman Leadership Scholarship
- Peter Daniel Downey Memorial Scholarship
- KAD Scholarship
- Melody Troth Leadership Scholarship

County Camp (Rock Springs)

Cloverbuds

Local, state and national educational events

- National 4-H Conference
- National 4-H Congress
- National Quiz Bowl Competitions
- National Judging Contests
- Kansas Youth Leadership Forum
- Discovery Days

Leadership training

Volunteer background checks

Program supplies or equipment





Stop by  
The  
Miami County  
4-H  
Food Stand



Hours:

8am to 10pm Mon-Fri

(Saturday and Sunday Open during events)

Located inside

Building #2

Thank you for supporting  
the Miami County 4-H Council

# GENERAL REGULATIONS

## 4-H & FFA DEPARTMENTS

Karla Hightower, District Extension Agent, 4-H & Youth,  
Katelyn Barthol, District Extension Agent, Agriculture  
Kathy Goul, District Extension Agent, FCS

**Note: Incoming trailer traffic at the start of the fair – north to south on the east side of the tie barn. Saturday load out traffic going home – south to north on the east side of the tie barn.**

**Pre-Entries due by Friday July 2<sup>nd</sup>**

**Exhibitors must leave a self-addressed stamped envelope in the fair office by 5:00 p.m. Friday July 30<sup>th</sup>, and checks will be mailed.**

1. Exhibitors in the 4-H & FFA Departments will abide by general regulations set forth for the Miami County Fair except where special regulations are set forth governing the 4-H & FFA Departments.
2. No exhibitor will be allowed to compete who is not a member of Miami County 4-H or FFA Chapters. 4-H & FFA members shall be 7 by January 1, 2021 to be eligible for the 2021 Miami County Fair and meet enrollment deadlines. Marital status does not affect eligibility. 4-H's must meet age and ownership deadlines in order to show animals at the fair.
3. All exhibits are to be this year's work.
4. All 4-H exhibits must be owned by exhibitor.
5. Age for class divisions of youths are prior to January 1, 2021.
6. All exhibits will be entered and in place by time stated under department heading.
7. Persons moving another exhibitor's livestock or moving assigned stall spaces to make room for his own will be disqualified from showing.
8. Livestock, rabbit, and poultry exhibitors must be on hand to show their project at the time of the judging.
9. Exhibits remain the property of the exhibitor and should be reclaimed at the close of the Fair. **Livestock animals that will not be sold in the premium auction will be released on Saturday, July 31<sup>st</sup>, at 6:00 a.m. This includes Beef, Sheep, Swine, Goats, Poultry and Rabbits. Note: Incoming trailer traffic at the start of the fair – north to south on the east side of the tie barn. Saturday load out traffic going home – south to north on the east side of the tie barn. Barns need to be left clean. Premiums will be withheld if the exhibit is taken before release time or stall area is not properly cleaned.**
10. Ribbons will be left with the exhibits while they are on display.
11. Judges will be instructed not to award purple or blue ribbons on unworthy articles or where only one is entered in a class unless it is deserving. In exhibits other than livestock and other animals, champions will only be given to those exhibits receiving a purple award. In animal and livestock exhibits champions will only be chosen from 1<sup>st</sup> blue award exhibits
12. Decisions of the judges will be final.
13. 4-H or FFA members may exhibit not more than 4 (four) entries plus showmanship in any one department at the fair unless otherwise stated in Department rules. Premiums will be paid on top 4 (four) exhibits per department.
14. 4-H or FFA members exhibiting livestock must accompany their exhibits or provide suitable means of caring for them at all times during the fair.
15. No fitting chutes allowed in the barn. No bales of hay will be stored in the barn.
16. All livestock must have met county tagging and ownership guidelines. Market beef by March 12<sup>th</sup>, Market & Breeding Swine, Sheep, and Meat Goats by May 7<sup>th</sup> and Commercial Breeding Heifers by June 10<sup>th</sup>. Registered Breeding Heifers, Gilts, Ewes, Does must show ownership established by June 15<sup>th</sup> and must have tattoos/scrapies tag/ear notches. A copy of the registration papers is due with the Fair Pre-Entry paperwork, July 2<sup>nd</sup>. Ownership of market animals is established at the spring weigh in. If the animal is ever shown by a different exhibitor at another show between spring tag in and the county fair show day, ownership of that animal is forfeited, and that animal may not be shown by that exhibitor at the county fair.
17. All members showing breeding or market beef, sheep, swine or goats must have completed a Youth Quality Care of Animals Training. Those exhibitors must also fill out the Miami County Declaration Form. This must be signed and submitted to the extension office / superintendent by the ownership deadline. These forms can be obtained from the extension office or from your superintendent the day of tag in.



18. If an animal cannot be safely exhibited and shown normally it should remain at home. Unsafe animals will not be evaluated for ribbon placing or eligible for market sale.
19. All animals should conform to breed association standards.
20. At the close of the fair all exhibits must be claimed at once by the exhibitors or by parties representing the exhibitors. Those in charge will assume no responsibility for exhibits left on the fairgrounds after the close of the fair.
21. The Fair Association encourages adults to remain at least 10' (ten feet) away from the animals while they are being judged.
22. Animals shown in the 4-H / FFA Show are not eligible to show again in the open show, even if shown by a different exhibitor.
23. All exhibits at the Miami Co. Fair are entered and displayed at the risk of the exhibitor. The Miami County Fair Board cannot accept responsibility for health, damage, or loss of an exhibit due to the conditions imposed by large crowds, arrangement of buildings in which displays are housed, and the number of exhibits. Individuals who have exhibits of great sentimental and / or monetary value should carefully consider whether such exhibits should be exposed to the hazards of the fair.
24. Purple and Blue Ribbons receive the same premium.
25. Assistance for 4-H'ers that need help in judging contests will be provided at the direction of the superintendent. Family members cannot help their own child and have the scores count for awards.
26. Every exhibitor in consideration of his / her entry being accepted by the Miami County Fair, specifically represents that no animal entered therein by exhibitor is fitted by altering natural conformation and structure of the important meat yielding area of the animals' body or by altering the color or structure of hair or wool coat in any way except for trimming or blocking. In such cases where unethical fitting, fraud or misrepresentations appear to have been attempted and the alleged attempt is protested, the Miami County Fair may appoint a veterinarian, official or committee to inspect the entry. In the market animal auctions, all sale money will be withheld if, after slaughter, the animal is found to have been tampered with or altered or if the carcass is condemned.
27. Showmanship – exhibitors must show their own animal. Once show ring is entered, no substitution of animals will be allowed.
28. Any 4-H Market animals not making weight will show in a feeder class and will not be eligible for champion or selling at livestock sale.
29. Member must show and sell own animal (includes all sale animals) except in case of serious illness, accident, or death in immediate family.
30. Neck Ties and Halters must be used in the tie barn for any cattle.
31. All exhibitors must bring their market animals for carcass scanning during the designated scanning time.

## MARKET ANIMAL SALE

EXHIBITOR IS TO TURN APPROPRIATE FORM IN TO THE SUPERINTENDENT OR FAIR OFFICE BY THURSDAY, 1:00 P.M. DECLARING THEIR CHOICE OF AUCTION, SHIP, OR TAKE HOME. A COMMITTEE WILL DETERMINE IF THE ANIMALS ARE MARKETABLE. THEIR DECISION WILL BE FINAL.

1. **WITHDRAWAL TIME FOR DRUGS, GROWTH PROMOTANTS AND OTHER APPROVED MATERIALS:** Exhibitors, their parents, leaders and instructors have a serious responsibility to use animal health aids (drugs), growth promotants and any other approved materials with great care, and only when needed and in correct amounts. Approved withdrawal times are set and must be followed to assure that meat customers receive wholesome food. Market livestock will not be allowed to sell without a completed certificate signed by an exhibitor and parent or guardian.
2. **BLOOD AND URINE TESTS:** The giving of an oral or injected diuretic, growth promotant or other medication not approved for any domestic animal constitutes an unethical practice. The Miami County Fair Board reserves the right to conduct blood and / or urine laboratory analysis on **any** animal entered in a competition. An exhibitor of an animal producing an analysis with a quantity of diuretic or any unapproved medication will be requested to forfeit all prizes and premiums and may be barred from future competition at the Miami County Fair.
3. **Member must show and sell own animal (includes all sale animals) except in case of serious illness, accident, or death in immediate family.**
4. The market animal sale is held for 4-H & FFA exhibitors, and all animals sold must have been exhibited in this year's 4-H & FFA division of the fair. Only market animals are to be sold. No animals shown in breeding classes will be sold.
5. Any market animal that is listed through this market animal auction, whether sold or not, is ineligible to be shown at further shows.

6. Cloverbuds cannot sell in the project or livestock sale.
7. Each exhibitor will be allowed to sell only one market animal pen, the species of their own choice, taken from Beef, Sheep, Swine, Poultry, Goat or Rabbit. All animals in the sale must meet minimum weight to sell: Beef, 1000 pounds; Swine, 220 pounds (Swine maximum weight is 300 pounds); Sheep, 90 pounds; Meat Goat, 60 pounds; Broilers, meat pen of 3, each broiler must weigh 4 pounds; Rabbits, meat pen of 3, 3½ to 5½ pounds each, maximum.
8. Animals will be weighed shortly after arrival and sale price will be based on that weight.
9. Exhibitor must care for animal sold until regular time of release. Exhibitor and buyer shall decide for animal's release and exhibitor must be on hand to help load that animal.
10. Sale order will be according to show placings. The Grand Champion and reserve grand champion of all species will be sold first (starting the sale). Then will sell by species starting with the carcass winners, then according to place showing.
11. Auctioneer will settle any dispute of bid.
12. All animals in the livestock sale will be released to the buyer immediately following the sale.
13. Animal destination must be declared by **buyer** before animal leaves the sale ring. **No changes will be allowed after the animal leaves the ring. No animal will be allowed to come off any trailer.**

## PROJECT SALE

**Friday July 30<sup>th</sup> Bldg #5**

*4-H members must have project and be present*

**Jenny Nelson, Superintendent**

1. **Member must register with the Fair Office to sell by Thursday, using the project auction form. Project registered cannot be changed after Thursday. Sale items cannot be changed or added to after Thursday**
2. Open to 4-H & FFA not selling in the Livestock Auction. Item must have been exhibited at the Fair in a 4-H or FFA Department.
3. Cloverbuds cannot sell.
4. Only one exhibit can be sold. Pair items judged under one entry will be considered one item.
5. NO live animals can be sold.
6. Perishable items must be replaced with fresh. Food products should be entire product (cake, loaf of bread, etc.) or one dozen (12) cookies, muffins, etc.
7. Buyers' ribbons will be given.
8. Ribbon placing will not limit project choice, all items must be sold.
9. Fair Board will rule on any disputes.
10. Project Sale Exhibits can be delivered to the buyer at the auction by notification to the superintendent that exhibit is in the sale.
11. Items sold in Project Auction may not be exhibited at State Fair.

## 4-H & FFA BEEF DEPARTMENT

***All Beef Animals must be checked in and on fairgrounds by  
9:00 a.m. Tuesday***

### **MARKET BEEF**

Colby Reed, Jessica Scherman, Larry Davey, Superintendents

McKenna Bueker, Josie Dees, 4-H Assistant

**Weigh-In: Tuesday, July 27, 10 – 11:30 a.m.**

**Mandatory carcass scanning of market beef:**

**Tuesday, July 27, 10:00 – 11:30 a.m.**

**Judging for Market Beef, Wednesday July 28, 10:00 a.m.**

**Show order: Market, Showmanship, Breeding**

A. Angus	G. Gelbvieh	M. Shorthorn
B. Appendix Shorthorn	H. Hereford	N. Simmental
C. Braunvieh	I. Limousin	O. Cross
D. Charolais	J. Maine	P. AOB
E. Chi Maine	K. Maintainer	
F. Chianina	L. Red Angus	

Market beef will be shown by breed. Classes will be divided by weight if warranted. The "Application to Sell" form must be completed and returned to the Superintendent or to the Fair office no later than Thursday July 29<sup>th</sup> 1:00 p.m. Failure to complete it by that time denies all rights to sell.

1. Read General and 4-H & FFA Department Regulations.
2. Each member may not exhibit more than 4 (four) entries.
3. Stall space will be reserved based on pre-entry. Entry forms are available in the Miami County Extension Office, Due Friday July 2<sup>nd</sup>.

4. Beef Breeds will be divided by each recognized breed.
  5. Animals not in the breed divisions listed above will be shown in the Any Other Breed (AOB) category.
  6. Registration papers must be transferred into the name of the 4-H / FFA exhibitor by June 15<sup>th</sup>, 2021.
  7. Market beef must have been tagged with a 4-H tag by March 12<sup>th</sup>.
  8. Market beef weighed at tagging are also entered in the Rate of Gain Contest.
  9. Neck Ties and Halters must be used in the tie barn for beef and dairy cattle.
  10. The beef cattle show will be a no fit, "Blow and Show" Show. "No fit" is defined as using NO adhesive, glue, paint, or powder products. This applies to both market and breeding beef cattle.
  11. All market beef that meet the Market Sale Weight requirements will be scanned.
  12. No cloverbuds can show or show another exhibitors animal.
- H-001. Market Beef (market heifer and steer will show by breed & weight.)
- H-501A. Carcass Contest
- H-502A. Rate of Gain

BREED CHAMPIONS & RESERVE (Class H-001) – RIBBONS  
 OVERALL MARKET CHAMPION & RESERVE - TROPHY  
 PREMIUMS: BLUE \$8.00. RED \$6.00, WHITE \$4.00

## **BREEDING BEEF**

Colby Reed, Jessica Scherman, Larry Davey, Superintendents  
 Josie Dees, 4-H Assistant

**Entry Time: Tuesday, July 27, 10 – 11 a.m.**

**Judging Heifers,**

**Wednesday, July 28, Following Beef Showmanship**

**4-H Beef Showmanship, July 28, following Market Beef Show**

- |                       |               |              |
|-----------------------|---------------|--------------|
| A. Angus              | G. Gelbvieh   | M. Shorthorn |
| B. Appendix Shorthorn | H. Hereford   | N. Simmental |
| C. Braunvieh          | I. Limousin   | O. Cross     |
| D. Charolais          | J. Maine      | P. AOB       |
| E. Chi Maine          | K. Maintainer |              |
| F. Chianina           | L. Red Angus  |              |
1. Animals not in the breed divisions listed above will be shown in the Any Other Breed (AOB) category.
  2. Registration papers must be present to show in a purebred division in the breeding heifer show. Registration papers must be transferred into name of the 4-H / FFA exhibitor by June 15<sup>th</sup>. Heifers without registration papers will show in the Crossbred division.
  3. Cow / Calf pair is one exhibit. Not eligible for Breed Champion trophies.
  4. Bred and owned is not an exhibit.
  5. Neck Ties and Halters must be used in the tie barn for beef and dairy cattle.
- H-003. Heifers dropped after January 1, 2021
- H-004. Senior heifer calves, September 1, 2020 to December 31, 2020.
- H-005. Summer yearling heifer, May 1, 2020 to August 31, 2020.
- H-006. Junior yearling heifer, January 1, 2020 to April 30, 2020.
- H-007. Senior yearling heifer, September 1, 2019 to December 31, 2019
- H-008. Summer Senior yearling heifer, May 1, 2019 to August 31, 2019.
- H-009. Cow, two years and over
- H-010. Cow / calf pair (not shown in individual classes)

Bred & Owned Heifers: Special recognition will be given for members who owned the DAM service (breeding) of the heifer being shown.

BREED CHAMPIONS (Classes H003 – H010) – RIBBONS  
 OVERALL SUPREME CHAMPION & RESERVE -- TROPHY  
 PREMIUMS: BLUE \$8.00, RED \$6.00, WHITE \$4.00

**Beef Showmanship** (Exhibitor must show own animal in fitting & showing)

- H-011. Showmanship
- A. Beginner ages 7 - 8
  - B. Junior ages 9 - 11
  - C. Intermediate ages 12 - 13
  - D. Senior ages 14 - 18

PREMIUMS: BLUE \$8.00, RED \$6.00, WHITE \$4.00

## **4H & FFA BUCKET FED CALF**

### **DEPARTMENT**

Lloyd & Lorna McCrea, Superintendents  
 Kody Hendrickson, Avarie Hightower, 4-H Assistants  
**Entry Time: Tuesday, July 27, 9 – 11:30 a.m.**

**Judging: Interviews with the Judges begin Wednesday, July 28,  
10:00 a.m.**

**Show begins Wednesday, July 28, 1 p.m. or 30 minutes after 4-H  
Beef Show Concludes. 4-H Bucket Calf show followed by  
Open Class Bucket Calf Show**

1. Animals must have been born after January 1, 2021 and prior to June 1, 2021 (Beef or Dairy – Bull, steer, or Heifer calves).
2. Participant must be able to handle and lead the calf without assistance.
3. Criteria for judging will be based on: health and condition of the animal, grooming of the animal, ability to handle and control the animal and knowledge about the animal (i.e. care of calf, shots given, feed fed to calf and child's overall knowledge of his animal).
5. Animals are not eligible to be sold at the 4-H Livestock Sale or shown in any other division.
6. 4-H members must be 12 or younger by January 1<sup>st</sup> of the current year.
7. All Bucket Calves will be stalled together in one section. Bucket calf entries must not be nursing a cow. Calves may be bottle fed and / or on grain / hay.
8. Bucket calves need to be pre-entered by Friday July 2<sup>nd</sup>.
9. Youth may show only one animal per class and only one calf for final showmanship.

H-021. Bucket-Fed Calf

A. Beef

B. Dairy

PREMIUMS: BLUE - \$8.00, RED - \$6.00, WHITE - \$4.00

**\*Special Award-Belt Buckle awarded to the Grand Champion Bucket  
Calf Sponsored by Grandon Farms**

## **4-H & FFA DAIRY CATTLE DEPARTMENT**

Becky Thorpe, Superintendent

**Entry Time: Wednesday July 28<sup>th</sup> 7:30 a.m.**

**Judging: Wednesday, July 28<sup>th</sup> 8:00 a.m.**

A – Ayrshire; B – Brown Swiss; C – Guernsey;

D – Holstein; E – Jersey; F – Milking Shorthorn

1. Read General Regulations and General Regulations 4-H & FFA Department.
2. Each member may not exhibit more than 4 entries.
3. Stall space will be reserved based on pre-entry. Entry forms available at the Miami Country Extension Office, due by Friday July 2<sup>nd</sup>.
4. The heifer yearling class will be divided into junior and senior groups when the numbers entered justify it.
5. Animal must be in exhibitors name by June 15<sup>th</sup>.
6. All leased animals must provide official "4-H Grade Dairy Cattle or Leasing Identification Form" to the office by June 15<sup>th</sup> to be eligible to show.
7. There must be 3 (three) or more animals of the same breed in order to have a separate breed division. Animals entered for which a separate breed division is not established will be shown in the Any Other Breed (AOB) category. (For each breed if more than one animal shown.
8. Neck Ties and Halters must be used in the tie barn for beef and dairy cattle.

H-031. Heifers dropped after March 1, 2021.

H-032. Heifer calves dropped between September 1, 2020 and February 28, 2021.

H-033. Junior Yearling Heifers born between March 1, 2020 and August 31, 2020.

H-034. Senior Yearling Heifers born between September 1, 2019 and February 28, 2020.

H-035. Heifers or cows born before September 1, 2018.

H-036. Best 3 Head by One Owner

BREED CHAMPION & RESERVE – H-031 – H-036 – RIBBON

SUPREME CHAMPION & RESERVE – TROPHY

### **Dairy Showmanship**

H-037. Dairy Showmanship

A. Beginner ages 7 - 8

B. Junior ages 9 - 11

C. Intermediate ages 12 - 13

D. Senior ages 14 - 18

(Exhibitor must show own animal in fitting and showing)

PREMIUMS: BLUE - \$8.00, RED - \$6.00, WHITE - \$4.00

# 4-H DOG DEPARTMENT

Tammy Wright, Theresa Cohen, Superintendent  
Isabel Santiago, Alana Bollinger, Troy Leonard, 4-H Assistant

**Entry Time: Sunday, July 25, 12:00 p.m. – 12:30 p.m.**

**Judging: 1:00 p.m.**

1. Read General Regulations and General Regulations 4-H & FFA Department. Exhibitors are limited to 4 entries including showmanship.
  2. The dog must be trained and shown by a 4-H member.
  3. A current immunization record by a licensed veterinarian must be presented at check-in.
  4. A dog may be shown in “Fitting and Showing” or “Obedience” or both if otherwise qualified.
  5. The class for Fitting and Showing will be divided according to the Handler’s age.  
Beginner Division: Ages 7 - 8  
Junior Division: Ages 9 - 11  
Intermediate Division: Ages 12 – 13  
Senior Division: Ages 14 -18
  6. All dogs must always be kept on lead outside the show ring.
  7. The dogs must be shown with 6’ (six foot) leather or nylon lead and training collar in obedience classes.
  8. Obedience Classes will be divided as follows:  
Beginning Obedience
    - A. 1<sup>st</sup> year handler with 1<sup>st</sup> year dog
    - B. Handlers with one or more years of experience in a previous year, (or has a new dog)Novice Obedience  
Open Class Obedience
  9. A dog must receive a Blue or get at least 50% of each exercise correct before it can be awarded a trophy.
  10. The Dog Show will follow rules as listed in the published Kansas 4-H Dog rule books. These books are available for purchase from the Extension office. For all classes except the beginning (Pre-Novice) Obedience Classes
  11. Dogs entered in agility must be shown with a buckle collar and in the lead classes, a short lead. No training collars or showmanship leads allowed.
  12. Dogs will be divided into three height divisions for agility.  
Division 1 – Dogs 14” and under  
Division 2 – Dogs over 14” and including 20”  
Division 3 – Dogs over 20”
  13. Agility Classes will be as follows:  
Beginning Agility – First year handler with inexperienced dog.  
Agility 1A – all exercises on lead. Handler and dog may be experienced or inexperienced but cannot have had two qualifying scores in Agility 1A.  
Agility 1B – All exercises off lead. For experienced handler and dog.  
Agility 2 – Must have received two qualifying scores in Agility 1B  
Agility 3 – Must have two qualifying scores in Agility 2
  14. Open showmanship and obedience will follow the 4-H show. Exhibitor must furnish equipment for Utility and Open A & B.
  15. Dogs / handlers can be dismissed from the ring by judge due to
    - a) Dog leaving the ring or out of control
    - b) Dog being overly aggressive
    - c) Handler using abusive language or unsportsmanlike conduct
    - d) Baiting dog.
- H-060. Beginner Showmanship Ages 7 - 8  
H-061. Junior Showmanship Ages 9 - 11  
H-062. Intermediate Showmanship Ages 12 - 13  
H-063. Senior Showmanship Ages 14 - 18  
H-064. Beginning Obedience (Pre-Novice) (not eligible for State Fair)  
A. Inexperienced  
B. Experienced  
C. Advanced: Not ready for Novice  
H-065. Novice Obedience  
H-066. Graduate Novice  
H-067. A. Open A  
B. Open B  
C. Utility  
H-68 Rally-O, level 1 (on-lead)  
H-69 Rally-O, level 2 (off-lead)  
H-70 Rally-O, level 3 (off-lead)

**Dog Agility- Entry Time: Thursday, July 29, 3:00-3:30pm**

**Judging: 4:00 p.m.**

- H-72 Agility 1A (on-lead)
- H-73 Agility 1B (off-lead)
- H-74 Agility 2 (off-lead)
- H-75 Agility 3 (off-lead)

**Adult Showmanship** will follow the 4-H show and obedience classes.

**PREMIUMS:** BLUE - \$4.00, RED - \$3.00, WHITE - \$2.00

**4-H & FFA MEAT GOAT**  
**DEPARTMENT**

David and Cathy Webster, Superintendents

Isabel Santiago, 4-H Assistant

**Check-In & Weigh-In: Monday, July 26<sup>th</sup> 6:00 p.m. – 7:30 p.m.**

**Mandatory carcass scanning of all market goats:**

**Tuesday July 27<sup>th</sup> 10 – 11:30 a.m.**

**Judging: Tuesday July 27<sup>th</sup> 7:00 p.m. or 30 minutes after the 4-H sheep show**

**Show order: Market, Breeding, Showmanship**

1. Read General regulations.
  2. Each member may not exhibit more than 4 (four) entries total. Must be pre-entered by Friday July 2<sup>nd</sup>.
  3. Male Goats can only be shown as wethers and in the market class.
  4. All goats must be identified with a registered tattoo or an official USDA Premise ID Tag. Kids under 8 (eight) weeks of age, accompanied by their dams, are exempt from tagging requirements.
  5. All Goats must be inspected by the Fair board appointed inspector in the designated area before unloading.
  6. The "Application To Sell" form must be completed and returned to the Superintendent no later than Thursday July 29<sup>th</sup> 1:00 p.m. Only Market animals are eligible to sell. Failure to complete it by that time denies all right to sell.
  7. All 4-H Market and Breeding Meat Goats will be stalled from Monday at weigh-in until release time. Only goats checked in will receive stalls. No stalls will be reserved for tack.
  8. Market Goats & Breeding goats must be slick shorn with 3/8" hair or less at the time of arrival on the fairgrounds from knee and hock up, excluding tip of tail. (Following State Fair rules)
  9. All Goats must be dehorned or have horns tipped; no sharp points allowed. No fresh dehorning wounds will be allowed.
  10. Market and Breeding Goats must be owned by the exhibitor.
  11. Market Goats must be tagged with a 4-H tag on or before May 7<sup>th</sup>.
  12. Market Goats may be either non-bred does or wethers.
  13. Market Goats must be less than 1 year in age and have milk teeth in place with no visible signs of permanent teeth.
  14. Market Goats must weigh a minimum of 60 pounds to be eligible for the Livestock Premium Auction. Goats need to be a marketable weight and size. Underweight goats will show in a feeder goat class and will not be eligible to sell. No re-weighing will be allowed.
  15. Weight classes will be determined by the show committee after weighing, using natural or logical weight breaks.
  16. **Goats must be shown with all 4 (four) feet on the ground. Grooming: Artificial coloring, paint, adhesive, or powder will not be permitted for use during the entire show.**
  17. Exhibitors may use collars, collars with a short lead or halters when showing. Medium / 3mm or smaller pinch collars will be allowed
  18. First and second place winners in each class will return to the show ring to compete for Grand Champion and Reserve Grand Champion.
  19. Market goats weighed at spring tagging that meet the Market sale weight requirements are also entered in the Rate of Gain Contest.
  20. All market goats that meet the market sale weight requirements will be scanned.
- H-054. Market Goats
  - H-501B. Carcass Contest
  - H-502B. Rate of Gain

**CHAMPION & RESERVE CHAMPION MARKET GOAT- RIBBON**

H-055. Breeding Does 1 - 6 months old  
H-056. Breeding Does 7 - 12 months old  
H-057. Breeding Does 13 - 18 months old  
H-058. Breeding Does 19 months and older  
**GRAND CHAMPION & RESERVE CHAMPION: H-055 – H-058**  
**TROPHY**  
**PREMIUMS: BLUE - \$8.00, RED - \$6.00, WHITE - \$4.00**

## **GOAT SHOWMANSHIP**

Goat Showmanship (Market, Breeding)

H-059. Showmanship (Exhibitor must show own animal in fitting & showing.)  
A. Beginner ages 7 - 8  
B. Junior ages 9 - 11  
C. Intermediate ages 12 - 13  
D. Senior ages 14 - 18

**CHAMPION & RESERVE CHAMPION: RIBBON**

**PREMIUMS: BLUE - \$8.00, RED - \$6.00, WHITE - \$4.00.**

## **4-H & FFA DAIRY GOAT DEPARTMENT**

Becky Thorpe, Superintendent

**Entry: Wednesday July 28<sup>th</sup> 7:30 a.m.**

**Health Inspection: Wednesday July 28<sup>th</sup>, 7:30 a.m.**

**Judging: Wednesday, July 28<sup>th</sup> 8:00 Follows the Dairy Cattle Judging**

1. Read General regulations.
2. Each member may not exhibit more than 4 entries. Must be pre-entered by Friday July 2<sup>nd</sup>.
3. Dairy Goats will be released to go home after the show.
4. Dairy Goats will be divided by breeds: Alpine, Nubian, Toggenburg, La Mancha, Oberhasli, Saanan, and Grade.
6. Dairy goats must be owned by May 1<sup>st</sup>.
7. **Dairy goats will be judged by ADGA standards.** All goats must be identified with a registered tattoo or an official USDA Premise ID Tag. Kids under 8 (eight) weeks of age, accompanying their dams, are exempt from tagging requirements.
8. All Goats must be inspected by the Fair board appointed inspector in the designated area before unloading.
9. There must be 3 (three) or more animals of the same breed in order to have a separate breed division. Animals entered for which a separate breed division is not established will be shown in the Any Other Breed (AOB) category.
10. Grooming: Artificial coloring, paint, adhesive, or powder will not be permitted for use during the entire show.

### **Junior Dairy Goat**

H-041. 0 - 6 months  
H-042. 7 - 12 months  
H-043. 13 - 18 months  
H-044. Over 18 months  
**BEST OVERALL JUNIOR DOE – RIBBON**

### **Senior Dairy Goat**

H-045. 12 - 24 months in milk  
H-046. 25 months - 3 years  
H-047. 4 - 5 years  
H-048. 6 years and older  
H-049. Best Dairy Herd (3 (three) Senior Does)  
H-050. Junior Get of Sire (3 (three) does from same sire)  
H-051. Senior Get of Sire (3 (three) does from same sire)  
**BEST OVERALL SENIOR DAIRY GOAT DOE – RIBBON**  
**PREMIUMS: BLUE - \$8.00, RED - \$6.00, WHITE - \$4.00**

### **Goat Showmanship**

Dairy Goat Showmanship will follow the dairy goat show.

H-052. Showmanship (Exhibitor must show own animal in fitting & showing.)  
A. Beginner ages 7 - 8  
B. Junior ages 9 - 11  
C. Intermediate ages 12 - 13  
D. Senior ages 14 - 18

**CHAMPION & RESERVE CHAMPION: RIBBON**

**PREMIUMS: BLUE - \$8.00, RED - \$6.00, WHITE - \$4.00.**

# 4-H & FFA HORSE DEPARTMENT

Erin Ptacek and Callie Smail, Superintendent

Isabel Santiago, 4-H Assistant

**Entry Time: Sunday, July 25, 3:00 p.m.**

**Judging: Sunday, July 25, 4:00 p.m.**

Read General Regulations 4-H and FFA

1. Each member may exhibit in only 8 (eight) classes (Showmanship counts as one of the eight.)
2. 4-H & FFA members must be enrolled in Horse project and have current Horse Identification Certificates on file in the Extension office by May 1<sup>st</sup>.
3. Members will only receive premium money for their top 4 (four) ribbons.
4. All entries must be pre-entered by Friday July 2<sup>nd</sup>.
5. Stallions may be exhibited only in the weanling halter classes
6. The "Handbook for Kansas 4-H Shows and Events" will govern this show. The state 4-H Rules for Eligibility will be followed.
7. 4-H members will be required to show current negative coggins test, horse ID papers, and have Fair exhibit tag when checking in before the show.
8. The same horse cannot be used in the same class even if with different riders.
9. The same horse cannot be shown in Western Pleasure and Ranch Horse Pleasure.
10. Any exhibitor 9 years old or older as of Jan 1<sup>st</sup> must have completed and passed Level 1 written and riding tests to exhibit at the Miami County Fair. Deadline to pass tests is July 1<sup>st</sup>.
11. Special Awards eligible:
  - Junior & Intermediate must have completed and passed Level 1 written and riding tests

Points system for buckles and trophies:

The buckles and trophies will be given based on a point system.

Each ribbon the exhibitor receives will be tallied as follows:

Purple – 4 points

Blue – 3 points

Red – 2 points

White – 1 point

Extra points will not be awarded for Champions and Reserve Champions. Showmanship will be used as a tie breaker and then Horsemanship if necessary.

- H-081. Halter – All breed Pony, 56" and under
- H-082. Halter – All breed Horse age 3 & under
- H-083. Halter – All breed Horse age 4 & above  
*Class H-82 and H-83 limited to horses 57" and over*
- H-084. Youth Showmanship
- A. Beginner ages 7 - 8
  - B. Junior ages 9 - 11
  - C. Intermediate ages 12 - 13
  - D. Senior ages 14 - 18
- H-085. Showmanship Horseless Horse (all ages)
- H-094. Trail (all ages) (outside the arena will be walk / trot open to all riders)
- H-095. Hunter Hack (all ages)
- H-097. English Pleasure (all ages)
- H-096. English Equitation
- A. Beginner ages 7 - 8
  - B. Junior ages 9 - 11
  - C. Intermediate ages 12 - 13
  - D. Senior ages 14 - 18
- H-086. Walk / Trot Pleasure (all ages) Rider not eligible for any other performance class (Racing classes are not performance classes)
- H-087. Walk / Trot Horsemanship / Equitation (all ages) Rider not eligible for any other riding class
- H-088. Horsemanship
- A. Beginner ages 7 - 8
  - B. Junior ages 9 - 11
  - C. Intermediate ages 12 - 13
  - D. Senior ages 14 - 18
- H-089. Western Pleasure Pony 56" & under (all ages) (measure prior to lead line) *Pony not eligible for any other western pleasure class.*
- H-090. Green Horse (age 5 & under) Western Pleasure – (all age Divisions) *Horse not eligible for any other pleasure class.*
- H-091. Western Pleasure, Horse and rider combo not eligible for any other western pleasure class
- A. Beginner ages 7 - 8
  - B. Junior ages 9 - 11
  - C. Intermediate ages 12 - 13
  - D. Senior ages 14 - 18



- H-092. Ranch Horse Pleasure (all ages), Horse and rider combo not eligible for any other western pleasure class
- H-093. Reining (all ages)
- H-098. Poles
- A. Beginner ages 7 - 8
  - B. Junior ages 9 - 11
  - C. Intermediate ages 12 - 13
  - D. Senior ages 14 - 18
- H-099. Flags
- A. Beginner ages 7 - 8
  - B. Junior ages 9 - 11
  - C. Intermediate ages 12 - 13
  - D. Senior ages 14 - 18
- H-100. Barrels
- A. Beginner ages 7 - 8
  - B. Junior ages 9 - 11
  - C. Intermediate ages 12 - 13
  - D. Senior ages 14 - 18

PREMIUMS: BLUE - \$8.00, RED - \$6.00, WHITE \$4.00

Showmanship Champion – each age division - Trophy

Other awards

H-118. Showmanship Champion – each age division – Trophy

H-119. Overall Showmanship Champion – Chosen from all divisions H-084 - Trophy

H-120. Performance Champion – each age division – points totaled for classes H-088 thru H-097 – Ribbon and Trophy

H-121. Racing Champion – each age division – points totaled for classes H-098 thru H-100 – Ribbon and Trophy  
All other classes not included in the above areas will be RIBBON only.

**Special Awards: Belt Buckle awarded to Overall High Point per age group.**

- A. Beginner ages 7 - 8
- B. Junior ages 9 - 11
- C. Intermediate ages 12 - 13,
- D. Senior ages 14 - 18

**Sponsored by Miami County 4-H Horse Club.**

## 4-H PET SHOW

Donna Guilfoyle, Becky Guilfoyle, Superintendents

Shaelynn Smail, Dana Mattison, 4-H Assistant

**Check In: Saturday, July 24, 8:00 a.m.**

**Conference Judging: Saturday, July 24, 8:30 a.m.**

1. Read General Regulations and General Regulations 4-H & FFA Department.
2. Each member may not exhibit more than 4 entries.
3. Exhibitors must be enrolled in 4-H Pet project
4. Exhibitors must bring pets in cage, crates or closed boxes.
5. Exhibitors must have owned and cared for pet for at least 60 days.
6. Cats must have current vaccination papers at time of check-in. RECOMMENDED VACCINATION SCHEDULE. Rabies – 4 - 6 months. (Mandatory for Show) – Current annual booster. Cat Distemper and Upper Respiratory Disease – 8 weeks – vaccination – current animal booster.  
12 weeks – booster (Strongly recommended for show)
- \* No kittens 3 months of age or younger and nursing cats will be allowed to show due to health and safety of your cats and the other cats at the show.
- \*\* You will be showing your pet at your OWN RISK. The cat distemper and upper respiratory diseases vaccination is STRONGLY RECOMMENDED to protect your cat and others. It is DANGEROUS to bring your cat into a large group of cats, like at the cat show, because they can very easily be exposed to all type of these fatal diseases. So finally, to protect or ensure the health of your cat and other cats a total vaccination program is STRONGLY RECOMMENDED!

H-122. Cat

H-123. Hand Pet

H-124. Aquarium Pet

H-125. Birds

H-126. Reptiles

H-127. Amphibians

H-128. Any other Pet

CHAMPION - Class H-122: RIBBON

CHAMPION - Class H-123 – H-127: RIBBON

PREMIUMS: BLUE \$4.00, RED \$3.00, WHITE \$2.00

# 4-H & FFA POULTRY

## DEPARTMENT

Marcia Gulley, Michael Rivera, Emily Ebaben Superintendents

Isabel Santiago, Austin Gardner, 4-H Assistant

**Entry Time: Monday, July 26, 8 a.m. – 11:00 a.m.**

**Showmanship and Judging: Tuesday, July 27, 9:00 a.m. ~ Bldg #9**

1. Read General Regulations and General Regulations 4-H & FFA Department.
2. Each member may not exhibit more than 4 entries. You must check in with superintendent BEFORE putting animals in cages.
3. Stock showing symptoms of disease will be excluded.
4. The latest Standard of Perfection will be used in Judging.
5. Application to sell must be turned in to Superintendents by 1:00 p.m. on Thursday. Meat pens of 3 (three) are only allowed to sell and each broiler must weigh 4 (four) pounds.
6. Birds entered in single classes will not be permitted to show as a part of a pen nor will birds composing pens be permitted to show for single prizes.
7. Exhibitors must be carrying poultry as a project to be eligible to enter.
8. All birds (excluding waterfowl & pigeons) MUST be tested for pullorum typhoid at entry, or within 90 days prior to show. Pullorum Testing will be held July 6<sup>th</sup> from 4:00 p.m. to 6 p.m. at the Fairgrounds. Exhibitors must bring paperwork to show birds have been tested. Birds must have test or paper prior to putting in a pen. **No testing will be available at the fair.**
9. Exhibitors must feed and water exhibit.
10. Exhibitor must be present for judging.

### **Classes:**

- H-129. Game birds (Quail or Pheasant)
- H-130. Meat Pen, Pen of 3 (three). Standard Breed or Strain Cross Birds of same sex. To be judged on meat production qualities only. **Must enter this class to be allowed into Livestock Auction.**
- H-131. Standard Breeds; Large Fowl: One (1) young bird of either sex
- H-132. Standard Breeds; Large Fowl: One (1) old bird of either sex
- H-133. Standard Breeds; Bantams: One (1) young bird of either sex
- H-134. Standard Breeds; Bantams: One (1) old bird of either
- H-135. Production Pullets; Pen of 3 (three): Standard Bred, crossbred or strain crosses pullets to be judged on egg production qualities.
- H-136. Production Hens; Pen of 3 (three): Standard Bred, crossbred or strain crosses pullets to be judged on egg production qualities.
- H-137. Dual purpose pullets; Pen of 3 (three): Such as Rhode Island Reds, New Hampshire, Plymouth Rocks, etc.
- H-138. Dual purpose hens; Pen of 3 (three): Such as Rhode Island Reds, New Hampshire, Plymouth Rocks, etc.
- H-139. Turkeys, All Breeds; One (1) bird of either sex
- H-140. Ducks; Call or Bantam; all breeds, one (1) bird of either sex
- H-141. Ducks; all breeds, one (1) bird of either sex
- H-142. Geese; all breeds, one (1) bird of either sex
- H-143. Guineas; all breeds, one (1) bird of either sex (Not a State Fair Class)
- H-144. Poultry Showmanship
  - A. Beginner ages 7 - 8
  - B. Junior ages 9 - 11
  - C. Intermediate ages 12 - 13
  - D. Senior ages 14 - 18

CHAMPIONS IN EACH CLASS: RIBBON

GRAND CHAMPION & RESERVE CHAMPION POULTRY: RIBBON

PREMIUMS: BLUE - \$4.00, RED - \$3.00, WHITE - \$2.00

## 4-H & FFA PIGEONS AND DOVES

Marcia Gulley, Michael Rivera, Emily Ebaben Superintendents

Austin Gardner, 4-H Assistant

**Entry Time: Monday, July 26, 8 a.m. – 11:00 a.m.**

**Showmanship and Judging: Tuesday, July 27, 9:00 a.m. ~ Bldg #9**

1. You must check in with superintendent before putting birds in cages.
2. All entries must be single birds.
3. Stock showing symptoms of diseases will be excluded.
4. Exhibitors may not enter more than two (2) birds per class regardless of breed. Each exhibitor is limited to 4 (four) entries.
5. Judging will be by comparison only using latest standards of the Nation Pigeon Association.

6. Classes will be offered for all standard breeds approved by the National Pigeon Association. Be sure to designate breed on your entry.
- H-145. A. Old Cock  
 B. Young Cock (a male bird under 1 year old)  
 C. Old Hen  
 D. Young Hen (a female bird under 1 (one) year old)
- CHAMPION & RESERVE CHAMPION: RIBBON  
 PREMIUMS: BLUE - \$4.00, RED - \$3.00, WHITE - \$2.00

## 4-H AND FFA RABBIT DEPARTMENT

Kandas Gainer and KaCasy Smotherman, Superintendents

**Entry Time: Tuesday, July 27, 7:30 a.m. – 9:00 a.m.**

**Judging: Wednesday, July 28, 10:00 a.m.**

**Showmanship: Following**

1. Each member may not exhibit more than 4 entries
2. Maximum 1 meat pen.
3. All rabbits with ear cankers, sore hocks or communicable disease will be disqualified. Rabbits with a communicable disease will be removed from the show premises.
4. Exhibitors are responsible for caring for and feeding own exhibits.
5. Pre-entries due in Extension Office by July 2. Pen space assigned according to pre-entries.
6. Exhibitors must be carrying rabbits as a project to be eligible to enter. Rabbits must be owned and on record at Miami County Extension office by July 6.
7. All rabbits must be permanently ear marked.
8. All rabbits are to be checked over by one of the superintendents before putting in cages.
9. To be eligible to show in open show, you must have Best of Breed (Best of Opposite) in 4-H show.
10. Rabbits will be judged by Breed Standards listed in A.R.B.A. "Standard of Perfection" and divided into age groups according to breed.
11. Comment cards need to be completed at time of check in.
12. Meat classes in livestock auction must weigh 3.5 to 5.5 lbs. each. "Application to Sell" must be turned in to Fair Office by 1 p.m. on Thursday.

AM – American  
 AF – American Fuzzy Lop  
 AS – American Sable  
 AN – Angora  
 EA – English Angora  
 FA – French Angora  
 GA – Giant Angora  
 SA – Satin Angora  
 BH – Belgian Hare  
 BV – Beveren  
 BP – Britannia Petite  
 CA – Californian  
 CD – Champagne D'Argent  
 CG – Checkered Giant  
 AC – American Chinchilla  
 GC – Giant Chinchilla  
 SC – Standard Chinchilla

CN – Cinnamon  
 CR – Crème D'Argent  
 DT – Dutch  
 DH – Dwarf Hotot  
 EL – English Lop  
 ES – English Spot  
 FG – Flemish Giant  
 FL – French Lop  
 FW – Florida White  
 HL – Holland Lop  
 HR – Harlequin  
 HV – Havana  
 HM – Himalayan  
 HT – Hotot  
 JW – Jersey Woolly  
 LC – Lilac  
 LH – Lionhead

ML – Mini Lop  
 MR – Mini Rex  
 MS – Mini Satin  
 ND – Netherland Dwarf  
 NZ – New Zealand  
 PL – Palomino  
 PO – Polish  
 RX – Rex  
 RH – Rhinelander  
 ST – Satin  
 SL – Silver  
 SF – Silver Fox  
 SM – Silver Marten  
 TH – Thrianta  
 TN – Tan

### CLASSES

- H-151 Pre-Junior Doe (under 3 months) classes only in the following breeds: Argente Braun, Beveren, Blanc de Hotot, Californian, Champagne D'Argent, Checkered Giant, American Chinchilla, Giant Chinchilla, Cinnamon, Crème D'Argent, New Zealand and Palomino.
- H-152 Junior Doe (under 6 months or 3-6 months of age for those breeds listed in the Pre-junior class) same breeds as class H-151.
- H-153 Intermediate Doe, (6-8 months of age) – only the following breeds: American, Giant Angora, Argente Braun, Beveren, Blanc de Hotot, Californian, Champagne D'Argent, Checkered Giant, American Chinchilla, Giant Chinchilla, Cinnamon, Crème D'Argent, Flemish Giant, English Lop, French Lop, Palomino, Satin, and Silver Fox.
- H-154 Senior Doe, Six months of age and over for all breeds other than those listed in Intermediate classes which need to be eight months of age.
- H-155 Pre-Junior Buck (under 3 months of age) -breeds same as listed in class H-151.
- H-156 Junior Buck (under 6 months of age or 3-6 months for those breeds listed under the pre-junior class.

- H-157 Intermediate Buck (6-8 months of age) – same breeds as listed in class H-153
- H-158 Senior Buck – (6 months of age and over for all breeds other than those listed in the Intermediate class which need to be 8 months and over).
- H-159 Crossbred
- H-160 Meat Pen – Three (3) rabbits, all one recognized breed and variety (broken varieties must be the same color). Minimum weight 3 ½ pounds each. Maximum weight 5 ½ pounds each, and not over 70 days of age. Will be judged on their meat qualities, condition, uniformity and fur. **Must enter this class to be allowed into Livestock Auction.**
- H-161. Fur Class (Must have shown in Class 151-159)  
(No premiums paid for fur classes)
- |                       |                      |
|-----------------------|----------------------|
| A. Normal White Fur   | E. White Satin Fur   |
| B. Normal Colored Fur | F. Colored Satin Fur |
| C. White Rex Fur      | G. White Wool        |
| D. Colored Rex Fur    | H. Colored Wool      |
- H-162 Showmanship (Rabbit shown must be in H-151 – H-159)
- |                 |                |                       |                 |
|-----------------|----------------|-----------------------|-----------------|
| A. Beginner 7-8 | B. Junior 9-11 | C. Intermediate 12-13 | D. Senior 14-18 |
|-----------------|----------------|-----------------------|-----------------|
- Champion and Reserve; Ribbon each age division:  
Grand & Reserve Grand Overall; Ribbon and Trophy  
PREMIUMS: BLUE \$4.00, RED - \$3.00, WHITE \$2.00
- |       |  |
|-------|--|
| H-164 | Best In Show: Grand & Res. Grand; Ribbon   |
| H-165 | Best 6 Class: Champion and Reserve; Ribbon |
| H-166 | Best 4 Class: Champion and Reserve; Ribbon |

## 4-H & FFA SHEEP DEPARTMENT

Sandy Gray and Desrae Richter, Superintendents

Ashley Ward, Claire Johnson, 4-H Assistant

**Vet Check, Entry & Weigh In: Tuesday, July 27, 6:00 p.m. – 7:30 p.m.**

**Show: Tuesday July 27<sup>th</sup> 5:00 p.m.**

**Show Order: Showmanship, Breeding, Market**

1. Read Regulations and General Regulations 4-H & FFA Department.
2. Each member may not exhibit more than 4 entries.
3. Stall space will be reserved based on pre-entry. Entry forms available at the Miami County Extension Office, due Friday July 2<sup>nd</sup>
4. All lambs must have lamb teeth.
5. Animals shown in the market classes are not eligible to show in the breeding classes and vice versa.
6. Market Lambs must be owned by exhibitor and tagged with 4-H tag on or before May 7th.
7. Classes will be divided by breed and weight.
8. At time of check in and inspection and showing, all animals must be slick shorn with an even length of wool covering above the hock and knee (head excluded). Wool length should not exceed 0.2". Animals with excessive or uneven wool cover will not be weighed or checked-in until shorn to meet the satisfaction of the sheep superintendent.
9. **ALL sheep must be inspected by the Fairboard appointed inspector in the designated area before unloading.**
10. **All sheep must be identified with a registered tattoo or an official USDA Premise ID Tag. Lambs under 8 (eight) weeks of age, accompanying their dams, are exempt from tagging requirements.**
11. The "Application To Sell" form must be completed and returned to the Superintendent no later than Thursday 1:00 p.m. Failure to complete it by that time denies all right to sell.
12. Sheep: Exhibitors who abuse an animal will be barred from showing and will forfeit any premium, ribbon or prize won. The word abuse includes beating, slapping, using an electric prod or forcing a solid object into a lamb to make the animal brace more firmly. Bracing a lamb by holding the front feet off the ground also constitutes abuse. **During the judge's inspection or handling, all 4 (four) feet of the animal are to be in contact with the ground.**
13. Animals not in the breed divisions listed below will be shown in the Any Other Breed (AOB) category.
14. Registration Papers must be present to show in a purebred division in the breeding sheep show. **Ewes without registration papers will show in the Crossbred division.** Registration papers must be transferred into the name of the 4-H / FFA exhibitor by June 15<sup>th</sup>.
15. All market lambs that meet the market sale weight requirements will be scanned.

16. Market lambs weighed at spring tagging that meet the market sale weight requirements are also entered in the Rate of Gain Contest.
17. Grooming: Artificial coloring, paint, adhesive, or powder will not be permitted for use during the entire show.

## MARKET LAMBS

Market lambs will be shown by breed. Classes will be broken by weight if warranted.

H-171. Market Lambs

- |               |                    |                     |
|---------------|--------------------|---------------------|
| A. Dorset     | E. Southdown;      | I. Dorset Advantage |
| B. Hampshire  | F. Natural Colored | J. AOB              |
| C. Shropshire | G. Speckled Face   |                     |
| D. Suffolk    | H. Cross           |                     |

H-501C. Carcass Contest

H-502C. Rate of Gain

CHAMPION & RESERVE CHAMPION MARKET LAMB – RIBBON

## BREEDING SHEEP

H-172 Ewes after September 2020

H-173 Yearling Ewes

H-174 Two-year-old and Older Ewes

BREED CHAMPION & RESERVE CLASS – H172 - H-174 – RIBBON

SUPREME CHAMPION AND RESERVE – TROPHY

SPECIAL RECOGNITION FOR BRED AND OWNED

H-175 Showmanship (Exhibitor must show own animal.

- A. Beginner ages 7 - 8
- B. Junior ages 9 - 11
- C. Intermediate ages 12 - 13
- D. Senior ages 14 - 18

PREMIUMS: BLUE - \$8.00, RED - \$6.00, WHITE \$4.00

## 4-H & FFA SWINE DEPARTMENT

Max & Michelle Menefee, John Menefee Superintendents

Josie Dees, Willa Moylan, 4-H Assistant

**Entry: Tuesday, July 27, 7:00 a.m. All Swine must be checked in & on the fairgrounds**

**Entry & Weigh In; Mandatory carcass scanning of all market swine:**

**Tuesday, July 27, 8:00 a.m. - 9 a.m.**

**Judging: Thursday, July 29, 8:00 a.m.**

**Show Order: Showmanship, Breeding, Market**

1. See General Regulations and General Regulations 4-H & FFA Departments.
2. Animals shown in the market classes are not eligible to show in breeding classes and vice versa.
3. Each member may not exhibit more than 4 entries.
4. ALL Youth showing swine must have a current Youth for the Quality Care of Animals (YQCA) certificate at the time of entry and the show.
5. Stall space will be reserved based on pre-entry. Entry Forms available at Miami County Extension Office, due Friday July 2<sup>nd</sup>.
6. Market Swine must be owned by exhibitor and tagged with 4-H tag on or before May 7<sup>th</sup>.
7. A negative pseudorabies and brucellosis test are not required for Kansas origin swine.
8. The "Application to Sell" form must be completed and returned to the Superintendent no later than Thursday 1:00 p.m. Failure to complete form by that time denies all rights to sell.
9. The use of oil or powder on swine is prohibited.
10. Market swine must weigh between 220 - 300 pounds to sell in premium auction and be eligible for rate of gain contest. Underweight or overweight market swine may still show in special classes but are not eligible for Market champions
11. No maximum weight on breeding swine.
12. Registration certificates are required for ALL animals that are shown in a breed class. This applies to BOTH BREEDING AND MARKET swine divisions and is applicable for the AOB division as well. These papers will be checked at the time of check in by the swine superintendent. The registration certificate must be transferred into the name of the 4-H / FFA exhibitor. Hogs are subject to being disqualified from the purebred show and entered into the crossbred show if an animal doesn't meet breed qualifications-even if the exhibitor has a registration certificate for that animal. Ear notches must match the notch listed on the registration certificate.
13. All market swine that meet the market sale weight requirements will be scanned.

14. Market swine weighed at spring tagging that meet the market sale weight requirements are also entered in the Rate of Gain Contest.

## MARKET SWINE

H-181. Market Swine will be shown by breed. Classes will be divided by weight if warranted.

- |              |                  |                 |
|--------------|------------------|-----------------|
| A. Duroc     | E. AOB           | I. Poland China |
| B. Hampshire | F. Berkshire     | J. Spotted      |
| C. Yorkshire | G. Chester White |                 |
| D. Cross     | H. Landrace      |                 |

MARKET CHAMPION & RESERVE CHAMPION – RIBBON

## BREEDING GILTS

Registered Breeding gilts will be shown by breed and age. Crossbred gilts will be shown by weight.

- |              |                  |                 |
|--------------|------------------|-----------------|
| A. Duroc     | E. AOB           | I. Poland China |
| B. Hampshire | F. Berkshire     | J. Spotted      |
| C. Yorkshire | G. Chester White |                 |
| D. Cross     | H. Landrace      |                 |

H-182. Registered December Gilts

H-183. Registered January Gilts

H-184. Registered February Gilts

H-185. Registered March Gilts

H-186. Crossbred Gilts

H-501D. – Carcass Contest

H-502D. – Rate of Gain

BREEDING CHAMPION & RESERVE – H-182 – H-184 – RIBBION

SUPREME CHAMPOIN & RESERVE – TROPHY

SPECIAL RECOGNITION FOR BRED AND OWNED

H-187. Swine Showmanship (Exhibitors must show their own animal in fitting and showing)

- A. Beginner ages 7 - 8
- B. Junior ages 9 - 11
- C. Intermediate ages 12 - 13
- D. Senior ages 14 - 18

PREMIUMS: BLUE - \$8.00, RED - \$6.00, WHITE \$4.00

# 4-H CLOTHING & TEXTILES DEPARTMENT

Teresa Wilson, Superintendent

Isabel Santiago, 4-H Assistant

### **Construction Judging by Conference Method**

**Entry/Judging Monday, July 26, 9:00 – 11:30 a.m. – Bldg #4**

1. Read General and 4-H & FFA Department Regulations.
2. Each member may not exhibit more than 4 entries.
3. Garments may have been worn before exhibiting but must be carefully laundered.
4. Labels: Type or print on 3" x 2½" piece of cloth with class number, district, and name. Attach to the neck band, back of skirt belt or belt band. Label each piece. Garments will not be judged that do not have a label. Labels available at the Extension Office.
5. Garments are not to be removed until release time on Saturday.
6. Clothing exhibits may be displayed in plastic bags.
7. Education classes: Share with others what you have learned in this project. Exhibit could be a notebook, poster or display. Posters should not be larger than 22" x 28". Total display space must be no more than 12" high by 12" deep and 18" long. NO card table exhibits allowed. See suggestions in the "Going Further" section of the clothing notebook lesson plans for ideas. Examples might include information on textile fibers; illustrate all elements of line, shape, space, texture and color; all principals of proportion, balance, etc.; coordination a wardrobe; seam finishes; press testing fabric; shrink testing of fabrics, etc. The exhibitor may attach an index card, no larger than 3" x 5" with the entry form to give the judge any information which the exhibitor thinks would be helpful for the judge to know. Using a larger card will result in the exhibit being lowered one ribbon placing.
8. 4-H'ers should be prepared to tell the itemized cost, care and maintenance of the article, garment or outfit. The 4-H'er should be able to tell how the garment or outfit fits into their wardrobe. A picture of the 4-H'ers in the outfit is optional but would be helpful.

## CONSTRUCTED CLOTHING

- H-190. Non-wearable sewing item, not patchwork.
- H-191. An article, garment or outfit constructed by an exhibitor enrolled in the Clothing and Textile Project.
- A. Beginner ages 7 - 8
  - B. Junior ages 9 - 11
  - C. Intermediate ages 12 - 13
  - D. Senior ages 14 - 18

A Champion and Reserve will be selected from Class H-191.

## PURCHASED CLOTHING

Purchased Outfit: An outfit purchased as part of the clothing and textile project plus accessories. (Accessories should be brought at judging time but will not be kept for display.) The outfit can be made by another individual for the 4-H'ers if the pattern and fabric were chosen by the 4-H'er. Not eligible for state fair.

- H-192. GIRLS - A garment or outfit exhibited by an exhibitor enrolled in the Clothing and Textile Project.
- A. Beginner ages 7 - 8
  - B. Junior ages 9 - 11
  - C. Intermediate ages 12 - 13
  - D. Senior ages 14 - 18
- H-193. BOYS - A garment or outfit exhibited by an exhibitor enrolled in the Clothing and Textile Project.
- A. Beginner ages 7 - 8
  - B. Junior ages 9 - 11
  - C. Intermediate ages 12 - 13
  - D. Senior ages 14 - 18

Champion and Reserve will be selected from class H-192 and H-193.

## CLOTHING & TEXTILE EDUCATION EXHIBITS

- H-194. Educational exhibit prepared by an exhibitor enrolled in the Clothing and Textile Project.
- A. Beginner ages 7 - 8
  - B. Junior ages 9 - 11
  - C. Intermediate ages 12 - 13
  - D. Senior ages 14 - 18

Champion and Reserve will be selected from class H-194.

## RECYCLED CLOTHING PROJECT

- H-195. An item made of at least 50% recycled material (recycled means reusing an existing item in a new way). Project could be remaking / redesigning a garment, repurposing a clothing item for a new use, etc. Must include sewing of some kind. A 3" x 5" index card MUST accompany entry describing the recycled materials and how they were used in the item.
- A. Beginner ages 7 - 8
  - B. Junior ages 9 - 11
  - C. Intermediate ages 12 - 13
  - D. Senior ages 14 - 18

Champion and Reserve will be selected from class H-195.

PREMIUMS: BLUE - \$4.00, RED - \$3.00, WHITE - \$2.00

## 4-H FASHION REVUE

**Teresa Wilson, Superintendent**

**Pre-Entry: July 5<sup>th</sup>**

**Judging: July 19, 9:00 a.m. ~ Lighthouse Church**

1. Any member enrolled in the clothing project may enter.
2. A 4-H'er may exhibit no more than four entries in the fashion revue.
3. The Public Fashion Revue will be recorded this year.
5. Both boys and girls are eligible to participate in any of the categories.
6. Age Divisions:
  - A. Beginner ages 7 - 8
  - B. Junior ages 9 - 11
  - C. Intermediate ages 12 - 13
  - D. Senior ages 14 - 18
7. Champion and Reserve will be awarded in each division in constructed and purchased revues. A trophy will be given for Grand Champion and Reserve Grand Champion for both construction and buymanship.
8. Premium will be paid on Revue Class only if the member does not have four entries in clothing. Premium will be the same as clothing.

## CONSTRUCTED GARMENTS REVUE

Majority of the outfit must be constructed and modeled by the 4-H'er who made the garment or outfit. Everything which is commonly considered an outer garment must be constructed (vest, jacket, dress, skirt, pants, coats, etc.) A sweater, blouse or shirt can be purchased or made.

- H-211. Constructed Beginner (7 - 8)
- H-212. Constructed Junior (9 - 11)
- H-213. Constructed Intermediate (12 - 13)
- H-214. Constructed Senior (14 - 18)

## PURCHASED GARMENTS REVUE

Majority of the outfit must be purchased and modeled by the 4-H'er or made by another individual for the 4-H'er, if the fabric and pattern were chosen by the 4-H'er. Everything which is commonly considered an outer garment by another person (vest, jacket, dress, skirt, pants, coat, etc.) A sweater, blouse, skirt can be purchased or made.

- H-215. Girls Purchased Beginner (ages 7 - 8)
- H-216. Girls Purchased Junior (ages 9 - 11)
- H-217. Girls Purchased Intermediate (ages 12 - 13)
- H-218. Girls Purchased Senior (ages 14 - 18)
- H-219. Boys Purchased Beginner (ages 7 - 8)
- H-220. Boys Purchased Junior (ages 9 - 11)
- H-221. Boys Purchased Intermediate (ages 12 - 13)
- H-222. Boys Purchased Senior (ages 14 - 18)

## 4-H FOOD PREPARATION DEPARTMENT

Sally Wood, Brienna Shay, Rhonda Prothe, Misty Pratt, Glenna Kinaman,  
Superintendents

Josie Dees, Rylee Pratt, Madyson Wood, Anne Baltzell, Grace Kinaman,  
Zoie Prothe, Eliza Prothe, Avarie Hightower, 4-H Assistants

### **Conference Judging:**

**Monday, July 26, 8:00 a.m. – 11:30 a.m. – Bldg #2**

1. Read General regulations and General Regulations 4-H & FFA Department.
2. **Each member may not exhibit more than 4 (four) total entries in 4-H Foods.**
3. For food safety purposes, any food with custard and dairy-based fillings and frostings (ex. Cream cheese) raw eggs, flavored oils, “canned” bread or cakes in a jar, cut fresh fruit or any food requiring refrigeration (ex. Bacon) or unbaked exhibit with raw flour (ex. No bake cookies) will be disqualified and not judged. Refer to K-State Research and Extension publication, 4-H888, Judge’s Guide for Food and Nutrition Exhibits, for information to help you make informed, safe food exhibit decisions. Exception is Favorite Foods Show Entries which can have perishable food items as the judge does not taste the food.
4. Alcohol (ex. Wine, beer and hard liquor) is not allowed as an ingredient in food entries. Entries with alcohol in the recipe will be disqualified and not be judged.
5. All baked goods must be left whole and uncut. Small items, such as cookies and rolls, should be the same shape and from the same recipe. Exhibit 3 (three) cookies, 3 (three) muffins, 3 (three) bread sticks, 1 (one) loaf bread, etc.
6. Under baked entries will be lowered one or more ribbon placings.
7. All un-frosted cakes should be exhibited in an upright position with crust showing. The exception is for cakes made with special designs such as Bundt cakes. They should have top crust side down.
8. Cakes maybe made from a recipe or commercial mix. The Whole cake must be exhibited.
9. Any baked product that can be removed from the pan should be placed on a plate, covered cardboard or disposable container of appropriate size for the exhibit. Use disposable pans for items that cannot be removed from the pan (Pies, etc.). No Glass Pans will be allowed.
10. Exhibits should be in food grade plastic bags, disposable plastic containers or boxes of appropriate size for the exhibit.
11. Recipes must accompany all exhibits and will not be returned to the exhibitor.
12. Educational classes: Exhibits may be in the form of a poster, notebook or display. Follow copyright guidelines. Take care to select materials that will withstand Fair conditions. No card table displays are allowed. If the exhibit is a poster, it must not be larger than 22” x 28”. Displays are not to exceed a standard commercial 3’ x 4’ tri-fold display board. Name and county or district must be clearly marked on educational exhibits. The educational exhibit evaluation form will be provided at



judging time. NOTE: A collection of your favorite recipes in a recipe box or notebook does not constitute an educational exhibit.

- H-242. **Beginner Foods** (Ages 7 - 8).  
Examples of entries: Educational Exhibit, Cookies, 3 (three) muffins, 3 (three) biscuits, 1 (one) loaf Quick bread (8" x 4" or 9" x 5"), Snack (trail mix – ½ cup), etc.
- H-243. **Junior Foods** (Ages 9 – 11). Examples of entries: Education Exhibit, 3 (three) Cookies, 3 (three) Brownies, 3 (three) muffins, 3 (three) biscuits, 1 (one) loaf Quick bread (8" x 4" or 9" x 5"), 1 (three) cake, 3 (three) cupcakes, etc.
- H-244. **Intermediate Foods** (Ages 12 – 13) Example of entries: Educational Exhibit, 3 (three) Cookies, 3 (three) Brownies, 3 (three) muffins, 3 (three) biscuits, 1 (one) loaf Quick bread (8" x 4" or 9" x 5"), 1 (one) whole pie, 1 (one) Yeast Bread loaf, or specialty loaf, or braid, 3 (three) yeast rolls, 1 (one) Cake, 3 (three) cupcakes, etc.
- H-245. **Senior Foods** (Ages 14 – 18) Senior Foods: Examples of Entries: Education Exhibit, 3 (three) Cookies, 3 (three) Brownies, 3 (three) muffins, 3 (three) Biscuits; 1 (one) Quick Bread (8" x 4" or 9" x 5" Loaf), Pie (whole pie), 1 (one) Yeast Bread loaf, braid, or specialty loaf, 3 (three) Yeast Rolls, 1 (one) Cake, 3 (three) cupcakes, etc.
- PREMIUMS: BLUE - \$4.00, RED - \$3.00, WHITE - \$2.00

## 4-H FOOD PRESERVATION DEPARTMENT

1. Read General Regulations and General Regulations 4-H & FFA Departments.
2. Each member may not exhibit more than 4 (four) total entries in 4-H Foods
3. Exhibits must have been preserved since the previous year's county fair. 4-H members must be currently enrolled in the Kansas 4-H Foods & Nutrition project to exhibit in this department.
4. Recipes and processing methods from the following sources are recommended. Recipes must be from 1995-Present and must be adjusted for Altitude based on your processing location or it will be disqualified. Processing methods what will be disqualified include: open kettle canning, oven canning, sun canning, and using electric multi-cookers. Untested recipes will be disqualified for food safety reasons. Tested recipe resources include: K-State Research & Extension Food Preservation Publications; Other University Extension Food Preservation Publications; USDA Complete Guide to Home Canning; So Easy to Preserve 6<sup>th</sup> edition from the University of Georgia Cooperative Extension Service; Ball Blue Book Guide to Preserving, Ball Complete Book of Home Preserving; Canning Mixes (i.e. Mrs. Wage's, Ball); Pectin manufacturers (i.e. SureJell, Ball) and [www.rrc.k-state.edu/preservation/recipes.html](http://www.rrc.k-state.edu/preservation/recipes.html). More information can be found at [www.maraisdescygnnes.ksu.edu](http://www.maraisdescygnnes.ksu.edu)
  - K-State Research and Extension Food Preservation publications
  - Other University Extension Food Preservation publications
  - USDA Complete Guide to Home Canning
  - So Easy to Preserve, 6<sup>th</sup> edition, The University of Georgia Cooperative Extension Service
  - Ball Blue Book Guide to Preserving
  - Ball Complete Book of Home Preserving
  - All New Ball Book of Canning and Preserving
  - Canning mixes (i.e. Mrs. Wage's, Ball)
  - Pectin manufacturers (i.e. SureJell, Ball)
  - <http://www.rrc.k-state.edu/preservation/recipes.html>

Refer to following K-State Research and Extension publications for more information:

4H712 "Food Safety Recommendations for Food Preservation Exhibits" (<http://www.ksre.ksu.edu/bookstore/pubs/4H712.pdf>)

MF3170 "10 Tips for Safe Home-Canned Food" (<http://www.ksre.ksu.edu/bookstore/pubs/MF3170.pdf>)

MF3171 "Sassy Safe Salsa at Home" (<http://www.ksre.ksu.edu/bookstore/pubs/MF3171.pdf>)

MF3172 "What's Your Elevation?" (<http://www.ksre.ksu.edu/bookstore/pubs/MF3172.pdf>)

MF3241 "How to Guide to Water Bath Canning and Steam Canning" (<http://www.bookstore.ksre.ksu.edu/pubs/MF3241.pdf>)

MF3242 "How to Guide to Pressure Canning" (<http://www.bookstore.ksre.ksu.edu/pubs/MF3242.pdf>)
5. Alcohol is not allowed as an ingredient in food preservation entries. Entries with alcohol in the recipe will be disqualified and not be judged.

6. Each exhibit must have the complete recipe and instructions, or it will be disqualified. Recipe must include exhibitor name, recipe source, date of publication and altitude where food was processed. If using a canning mix, indicate the date the mix was purchased.
  7. Exhibits must be processed in clean, clear standard canning jars, with matching brand (ex: use Ball lids on Ball jars, or Kerr lids on Kerr jars, etc.) two-piece lids. Do not use colored jars. Do not add fancy padded lids, fabric over wraps or cozies as they interfere with the judging process. No fancy packs unless recipe states to do so (ex: Pickled asparagus). Jars must be sealed when entered. For food safety reasons, the size of jars used must not be larger than the jar size stated in the recipe. Note: There are 12-ounce, 24-ounce and 28-ounce canning jars available and may be used. Use pint jar canning process recommendations for 12-ounce jars and use quart jar process recommendations for 24-ounce and 28-ounce jars.
  8. Each jar exhibited must be labeled. The label must not cover brand name of jar and should be placed 1" (one inch) from the bottom of the jar. The label must give: Class No, Product, and Altitude where processed, Canning Method (water bath, weighted gauge or dial gauge pressure method), Process Time, Pressure (psi), date processed including month and year, Name, and County / District. Use new labels from the Extension Office to be current.
  9. Hole punch the entry card and use a rubber band to attach the entry card and recipe around the top of the jar.
  10. If dried food product is not in a canning jar, it will be lowered one ribbon rating. Suggested amount: 1/3 – ½ cup, or three (3) or four (4) pieces per exhibit. All meat jerky must be heated to an internal temperature of 160°F before or after drying. This is not the drying temperature! Dried products must include the recipe, preparation steps and heating instructions. Jerky not heated to an internal temperature of 160°F will be disqualified and not be judged. Heating information can be found in "Dry meat Safely at Home" [www.ksre.ksu.edu/bookstore/pubs/MF3173.pdf](http://www.ksre.ksu.edu/bookstore/pubs/MF3173.pdf)
- H-251. Sweet Spread (fruit and / or vegetables) or Syrups  
H-252. Fruits, Juices, Fruit Mixtures (salsas, pie fillings, etc.)  
H-253. Tomato / Tomato Products, Tomato Juice & Tomato salsas  
H-254. Low Acid Vegetables (green beans, corn, etc. or vegetable mixtures)  
H-255. Pickles (Fruit or Vegetable), Fermented Foods Relishes & Chutney  
H-256. Meats  
H-257. Dried Foods – one kind of dried food product exhibited in a small canning jar. If dried food product is not in a canning jar, it will be lowered one ribbon rating. Suggested amount: 1/3 - ½ cup, or three (3) to four (4) pieces per exhibit. Dried products must include the recipe and preparation steps. All meat jerky must be cooked to an internal temperature of 160° F before or after drying. Jerky not heated to an internal temperature of 160° F will be disqualified and not be judged. Heating information can be found in "Dry Meat Safely at Home" [www.ksre.ksu.edu/bookstore/pubs/MF3173.pdf](http://www.ksre.ksu.edu/bookstore/pubs/MF3173.pdf)
- PREMIUMS: BLUE - \$4.00, RED - \$3.00, WHITE - \$2.00

## 4-H HOME ENVIRONMENT DEPARTMENT

Rita McKoon, Superintendent

**Entry & Conference Judging Time: Monday, July 26,  
1:00 p.m. – 2:00 p.m. ~ Bldg #2**

1. Read General Regulations and General Regulations 4-H & FFA Department.
2. Each member may not exhibit more than 4 (four) entries.
3. Must be enrolled in Home Environment project.
4. Display articles shown at the fair need to be labeled with name, address and club.
5. Plan and record sheet and a brief story are required at the time of fair display.

### SINGLE EXHIBITS

- H-261. Exhibit an article made by the 4-H'er for the home. Include explanation for how it was made, cost, pictures, plans, patterns, etc. Describe how it fits into the color and design scheme of the room. Explanation will be considered in total score.
- H-262. Poster
- H-263. Notebook – Poster or notebook may include swatches, colors, stories, photographs, and project records which detail what was accomplished this year with a given indication of long-term plans.
- PREMIUMS: BLUE - \$4.00, RED - \$3.00, WHITE - \$2.00

## 4-H VISUAL ARTS DEPARTMENT

Michelle Kaiser, Jackie Bond, Jenna Dees, Jenny Nelson, Della Minden,  
Superintendents

Shelby Minden, Levi Minden, Logan Alexander, Shelby Hatcher, Kena  
Leonard, Jackson Bollinger, Isabel Bond, 4-H Assistants

**Entry & Conference Judging Time: Monday, July 26,**

**8:00 a.m. - 11:30 a.m. ~ Bldg #2**

1. Read General Regulations and General Regulations 4-H & FFA Department.
2. Each member may not exhibit more than 4 (four) entries in each division.
3. The exhibitor must be enrolled in the 4-H Visual Arts Projects. Work must be sole work of the exhibitor and completed within this 4-H year.
4. Entry tags must be attached to the project.
5. **If work is meant to hang, it must have wire across the frame to be able to hang from an S hook. Artwork should be matted and framed. No scotch tape, duct tape, masking tape, paper clips, etc. allowed. Superintendent will make decision if art item is "ready to hang".** The only artwork or crafts that do not have to have wire across the back are Barn Quilts.



6. Age as of January 1<sup>st</sup> of the current year.
7. There will be a trophy given to the four divisions:
  - A. 7 - 8 years old
  - B. 9 - 11 years old
  - C. 12 - 13 years old
  - D. 14 years old and over

Then out of the last three groups, six winners will be selected to go to the State Fair.

H-270 Beginner Visual Arts (Ages 7 - 8 years old)

H-271. Junior Visual Arts (Ages 9 - 11 years old)

H-272. Intermediate Visual Arts (Ages 12 - 13 years old)

H-273. Senior Visual Arts (Ages 14 & over)

Examples: Painting (Watercolor, Oil or Acrylic)

Drawing (Pencil, Charcoal, Ink, or Pastels)

Mixed Media

Graphic Design

Ceramics

Jewelry or Bead craft

Basket weaving

String / Yarn Art

Scrapbooking

Floral Craft artificial flowers

Nature / Wood Crafts

Stenciling

Wearable Art (Except for Jewelry)

Holiday / Christmas Crafts

Plaster Dough, Cement, or Stone

Wall Hangings

PREMIUMS: BLUE - \$4.00, RED - \$3.00, WHITE - \$2.00

## 4-H FIBER ARTS DEPARTMENT

Chanda Arnold and Jenna Dees, Superintendents

Josie Dees, 4-H Assistant

**Entry & Conference Judging:**

**Monday, July 26, 1:00 p.m. ~ Bldg #2**

1. No exhibit will be released for any other use. Fiber arts exhibits cannot be used for any of the Fashion Revue classes.
2. Attach an identification label (3" x 2½") on exhibit.
  - a) Type or print on 3" x 2½" piece of cloth: class number, county or district, and exhibitor's name;
  - b) Sew or safety-pin this ID label on the corner of flat articles.
  - c) For garments, attach ID label to the front left shoulder seam, or left side of waistband, as if you were wearing the garment.
3. A member may enter four exhibits in this department but will only receive premium on three.
4. When articles which are normally worn as a pair are exhibited, both articles must be shown together. Fasten articles together securely with yarn.
5. Special consideration will be given to articles which are of original design. Such articles should have a note attached explaining the original design.
6. The exhibitor may attach an index card, no larger than 3" x 5", with the entry form to give the judge any information which the

exhibitor thinks would be helpful for the judge to know. Explain if the exhibit contains any recycled materials or is made of at least 90% wool.

7. Exhibitors must be enrolled in the Fiber Art project in which they are entering. When the exhibit is a sewn garment that also includes one or more Fiber Art techniques (i.e. knitting, crochet, needle arts, or patchwork and quilting), the determination of what division (Clothing or Fiber Arts) and class in which to enter will be left with the 4-H participant.
  8. All exhibits which need to be hung MUST have the appropriate hanger, rod, wire or other mechanism attached in order to be properly displayed.
  9. Exhibits will be judged by age divisions.
    - A. Beginner ages 7 - 8
    - B. Junior ages 9 - 11
    - C. Intermediate ages 12 - 13
    - D. Senior ages 14 - 18
- H-231. Crochet
- H-232. Knitting - an article made either by hand or by knitting machine
- H-223. Needle Arts - an article created by hand using any of the following techniques: Embroidery & Cross-stitch, Needlepoint, Candle wicking, Crewel, Lacework, or Appliqué
- H-224. Patchwork & Quilting – It is acceptable practices for the exhibitor to create the patchwork or quilted article and have someone else quilt it.
- H-225. Rug Making – acceptable techniques include braiding, latch hook, tying, floor cloth, etc. The finished product should be an item that would be an item used in the home.
- H-226. Spinning – a skein-minimum 10 (ten) yards in length
- H-227. Weaving – a woven article, members should attach information about the type of loom or process used.
- H-228. Ethnic Arts - an article: This is defined as a Fiber Arts technique that is associated with a specific country or culture. It is a practical skill that was developed to provide basic family needs such as apparel, home furnishings or decorations. It is also defined as a method that has been maintained throughout history and passed on to others, often by observation and example, such as batik, Swedish huck towel weaving, mud cloth, bobbin weaving, tatting, etc. members should attach information on the history of the ethnic fiber art, where it was used, by whom, how it was used, short description of the technique, etc.
- H-229. Macramé
- H-230. Fiber Arts Educational Notebook-Share with others what you learned in this project about a particular Fiber Art. Exhibits should be in the form of a notebook or binder. The notebook should include a narrative section describing the fiber art. It should include a clear description of the project, techniques, how-to, photographs of completed projects, or other ways of educating others about fiber arts. Note: A collection of brochures, web pages, patterns, record book forms, etc. does not constitute and educational notebook.
- PREMIUMS: BLUE - \$4.00, RED - \$3.00, WHITE - \$2.00

## 4-H PHOTOGRAPHY DEPARTMENT

Chanda Arnold, Corissa Uphoff, Lori Enman, Superintendents  
Anna Brizendine, Ashlyn Pratt, Kali Hickman, Alana Bollinger, Alyssa Sherron, Peyton Sherron, Brooklyn Sherron, 4-H Assistants

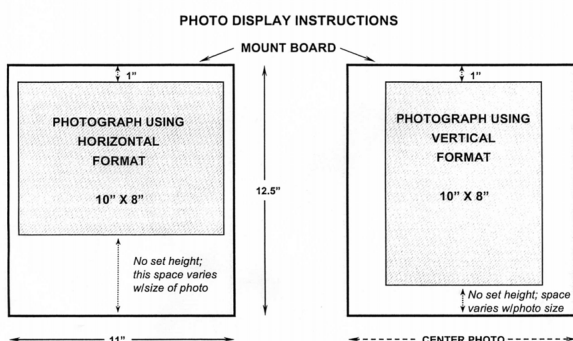
**Entry & Conference Judging: Monday, July 26,  
8:00 a.m. – 11:30 a.m. ~ Bldg #2**

1. Read General Regulations and General Regulations 4-H & FFA Department.
2. Each member may not exhibit more than 4 (four) entries.
3. Color or black and white photographs may be exhibited in all classes. A color photo taken with a digital camera and printed without any more enhancement than could be done in a photo darkroom would be no different than a photo from film. These unenhanced digital photos should be entered in the color classes under H-281 or H-282.
4. The exhibitors tag must be completed and taped on the back of the mount board. A completed special photo tag will be taped to the front bottom of the mount.
5. Photographs exhibited must be the result of the current year's work by the 4-H member.
6. Photographic subject matter is expected to follow 4-H standards. For a sense of prohibited subject matter, review the Kansas 4-H member Code of Conduct; in general, if it is not allowed at a 4-H event, it is not allowable in a 4-H photograph at the State fair.

7. **Photos of / with live subject(s) on railroad right away, taken from railroad right of way, or of train tracks will not be displayed and will be disqualified and not judged.**
8. Improperly mounted photos, oversize or undersize photos with the white borders not removed or lettering (including dates) on the photo, will be rewarded a ribbon one placing lower than the placing determined by the official judges.
9. Mounted photos will be placed in a photo bag that will come with the mount board you purchase at the extension office. **DO NOT SEAL PHOTO BAGS.**
10. The official judge will award a ribbon one placing lower if improperly mounted.
11. Photographs taken with a digital camera and having no more adjustments than exposure, color intensity or correction, one click filter effects, red eye removal, cropping, dodging and burnings should be entered in the standard color or black and white classes. HDR photos are to be entered in the standard photo class.
12. Digital Composite Image: Finished photo must be created from two or more original sources created by exhibitor. HDR photos do not qualify for this class. Photos will be judged on photographic merit as well as manipulation technique and process.
13. The black and white class is for black and white prints only. Monochromatic prints, including sepia, prints are considered color photos and must be entered in the color photo class.

#### Photo Display Instructions:

1. All photos must be no larger than 8" x 10" and can be trimmed to no less than 7" x 9". Photos to be mounted across the narrow (11") dimension of an 11" x 12.5" sheet of white studio mount, with the top edge of the print 1" below the top of the mount and the sides of the print equal distance from the two sides of the mount. A permanent mount should be made using 3M #77 spray adhesive. Remove white border from enlargement before mounting. See example on following page.



On the back of the Mount, write: the exhibitor's name, address, Marais des Cygnes – Miami (Paola), and where picture was taken. **Photographs of trains and / or railroad tracks are not eligible to enter.**

2. No lettering or dates will be permitted on the mount or photo. No underlay or borders are to be used.
  3. Only these classes may exhibit at the State Fair. You must be 9 years old by January 1, 2020 to exhibit at the State Fair.
- H-281. Untouched and Uncropped Beginner photo – Photos shall be no larger than 4" x 6" and should be mounted on photo board across the narrow dimension. The photo cannot be exhibited in any other class. Not eligible for State Fair.
- H-282. Color Photos taken by 4-H member
- H-283. Black and White Photos
- H-284. Digital Composite Image: Photo must be created from two or more originals taken by the exhibitor. Exhibitor must include a second 11" x 12½" matte board mounted with standard size prints of the original photos, 3" x 5" card explaining what manipulation was done a standard size print of the final photo. Optional, may include prints of editing steps. Photo showing editing steps may be layered. Please put name and district on the front of the second board.
- H-285. Videos: Entries must be full motion not a series of still images with pan or zoom motion added by a software program. All content must be the result of the current year's project work. All content must be original and created by the exhibitor unless signed copyright, use and / or performance releases are provided. Talent, Computer editing, titles, graphics, animation, and music are allowed and recommended. Entries must be one of the following production types: Instructional, Informational, Documentary, Persuasive (PSA)

Story, or Entertainment. Length must be no longer than 3 (three) minutes except for Persuasive / PSA which must either be 30 seconds or 60 seconds. Videos must be in a DVD standard format.  
PREMIUMS: BLUE - \$4.00, RED - \$3.00, WHITE - \$2.00

## 4-H READING DEPARTMENT

Lindsey Moylan, Superintendent  
Willa Moylan, 4-H Assistant

**Entry & Conference Judging: Tuesday, July 27,  
8:00 a.m. – 11:30 a.m. ~ Bldg #2**

1. Exhibitor must be enrolled in the reading project.
2. There are no state exhibits in this department.
3. Each member may not exhibit more than 4 (four) entries.
4. Posters must be full sheet of standard poster board (Approximately 22" x 28")
5. Displays are limited to 36" x 24" x 36".

H-291. Display

H-292. Poster

H-293. Notebook

PREMIUMS: BLUE - \$4.00, RED - \$3.00, WHITE - \$2.00

## 4-H PERFORMING ARTS

Claire Johnson, 4-H Assistant  
**Judging Thursday, July 29**

**Entry 3:00 p.m. – Contest 3:30 p.m.**

1. Read General Regulations & General Regulations 4-H & FFA Department.
2. Each member may not exhibit more than 4 (four) entries.
3. Open to 4-H members enrolled in performing art or clowning.
4. Clowning members will be judged on their costume and their clown modeling, video or educational exhibit.
5. Exhibits not eligible to go to Kansas State Fair.
6. Educational exhibits must conform to size rules of poster, a full sheet of standard poster board (approx. 22" x 28") and a display, cannot exceed 36" x 24" x 36".
7. No VHS tapes, only digital format playable on laptop computer or tablet you provide.

H-301. Educational Exhibit – Poster / Notebook

H-302. Video other than at a competition. Video must be able to be played on a computer (DVD, Flash Drive) or on a Tablet if you provide the tablet for viewing. A five-minute maximum. Could be a dance, mime, puppet show, clowning skit, or music.

H-303. Clowning \*Makeup & costume.

H-304. Clowning \*Skit / \*Costume and skit must differ from video class.

PREMIUMS: BLUE - \$4.00, RED - \$3.00, WHITE - \$2.00

## 4-H BICYCLE

Angie Bauer, Ann Mattison, Paula Gardner, Superintendents  
Spencer Mattison, Dana Mattison, Roy Bauer, Max Bauer, 4-H Assistant  
**Entry & Derby: Saturday, July 24, 2:00 p.m. – 3:00 p.m.**

1. Read General Regulations and General Regulations 4-H & FFA.
2. One entry per member.
3. Exhibitors must be enrolled in the bicycle project.

H-311. Bicycle

- A. Beginner ages 7 - 8
- B. Junior ages 9 - 11
- C. Intermediate ages 12 - 13
- D. Senior ages 14 - 18

PREMIUMS: BLUE - \$4.00, RED - \$3.00, WHITE - \$2.00

## 4-H & FFA CROPS AND GARDEN DEPARTMENT

Loralei Crum, Dawn Rivera, Courtney Crawford, Superintendents  
Avarie Hightower, Tristan Weller, Isabel Santiago, 4-H Assistants

**Entry Time: Tuesday, July 27, 8:00 a.m. – 10 a.m.**

**Judging: Tuesday, July 27, 10 a.m. – 12:00 p.m. ~ Bldg. #3**

1. Read General Regulations & General Regulations 4-H & FFA.
2. Each member may not exhibit more than 4 entries.
3. Members must be enrolled in the Plant Science: Horticulture to exhibit in Garden classes or the Plant Science: Crops to exhibit in crops classes.

4. Crops and Garden exhibited in this division must be grown this year by 4-H or FFA members. Exceptions are made for Soybean seed and edible feed bean seed.
5. Crops: All classes calling for a gallon sample may have a 2.5" to 3" Styrofoam cylinder placed in the gallon container to reduce the amount of grain to about 3 quarts.
6. For Hay exhibits: One flake or slice cut (approximately 6" in thickness) from a rectangle bale or a 10" section cut from a round bale.
7. Garden: Use a sturdy paper or plastic plate, bowl, or container that will support the weight of the produce.

Information about exhibiting produce is available online in the publication "Exhibiting Fruits and Vegetables" available at <https://bookstore.ksre.ksu.edu/pubs/C405.pdf>

## **FIELD CROPS**

(Variety or Hybrid must be named)

### **CORN – Ten Ear Exhibit**

- H-321. White.  
H-322. Yellow.

### **SORGHUM – Ten Head Exhibit**

- H-323. Hybrid Grain Sorghum  
H-324. Hybrid Forage Sorghum. Exhibit consists of Entire Plant, no roots  
H-325. Other Forage Sorghum. Exhibit consists of Entire Plant, no roots

## **HAY**

- H-326. Grass Hay.  
H-327. Legume Hay.

### **SEED – One Gallon Sample**

- H-328. Wheat.  
H-329. Oats.  
H-330. Barley  
H-331. Alfalfa  
H-332. Brome Grass  
H-333. Other Tame Grasses  
H-334. Soybeans  
H-336. Edible field beans  
H-339. Miscellaneous Crops – One-gallon sample from current project.

## **OTHER CROPS**

- H-340. Soybeans – Bundle of 5 plants.  
H-341. Edible field beans – Bundle of 5 (five) plants.  
H-342. Sugar beets – Two beets  
H-343. Miscellaneous Crops – One-gallon sample of seeds or 10 (ten) heads produced from current project.

## **GARDEN CROPS DIVISION**

- H-344. Garden Display  
Each exhibitor in this class will be limited to four square feet of space. Exhibit needs to be in a box, basket, or some type of container for display. Exhibit consists of five different fresh vegetables. Canned vegetables are not acceptable. Only one variety of a specific vegetable may be exhibited. The numbers of five vegetables are to be as follows:  
Large Vegetables (one (1) each) Watermelon, Eggplant, Squash, Cabbage, Pumpkin, Cantaloupe or similar size vegetables  
Medium Vegetables (five (5) each) - Cucumbers, Peppers, Tomatoes, Parsnips, Carrots, Okra, Beets, Irish Potatoes, Onions, Sweet Potatoes, or similar size.  
If small fresh vegetables, such as green beans, are used as one of the five different vegetables, a dozen is suggested for a good display. Shelled vegetables should not be exhibited. Choose vegetables for exhibit that will hold up well during the Fair. Avoid over-ripe or over-mature specimens. Those that are slightly under-ripe or slightly immature when picked may last longer.
- H-345. Plate of 5 tomatoes  
H-346. Plate of 5 cherry tomatoes  
H-347. 5 red potatoes (Variety should be named)  
H-348. 5 white potatoes (Variety should be named)  
H-349. 5 sweet potatoes (Variety should be named)  
H-350. Cucumbers  
A. Plate of 5 Pickling Cucumbers  
B. Plate of 5 Slicing Cucumbers,  
C. Plate of 2 Oriental / English Cucumbers
- H-351. Plate of 12 beans, green snap  
H-352. Plate of 12 beans, yellow wax  
H-353. Plate of 5 table beets

- H-354. Plate of 5 carrots
  - H-355. 1 eggplant
  - H-356. 1 cantaloupe
  - H-357. Plate of 5 turnips
  - H-358. 1 watermelon
  - H-359. 1 pumpkin
  - H-360. Plate of 5 white onions
  - H-361. Plate of 5 yellow onions
  - H-362. Plate of 5 red onions
  - H-363. Plate of 5 bell peppers
  - H-364. Plate of 5 peppers (other)
    - A. Jalapeno Peppers
    - B. Other Sweet Peppers
    - C. Other Hot Peppers
  - H-365. Plate of 5 okra
  - H-366. Summer Squash
  - H-367. Winter Squash
  - H-368. Zucchini Squash
  - H-369. Miscellaneous Vegetables
  - H-370. Plate of 5 Small Pumpkins / Gourds
  - H-371. Misc. Fruit
  - H-320. Fresh Culinary Herbs – 6 stems of ONE variety of fresh herbs exhibited in a disposable container of water
  - H-319. Blackberries (1 pint)
- PREMIUMS: BLUE - \$4.00, RED - \$3.00, WHITE - \$2.00

## 4-H & FFA FLORICULTURE

### DEPARTMENT

Glenda Kinaman, Superintendent

Josie Dees, 4-H Assistant

**Entry & Conference Judging: Tuesday, July 27,**

**9:00 a.m. – 11:30 a.m. ~ Bldg #3**

1. Read General Regulations and General Regulations 4-H & FFA.
  2. Each member may not exhibit more than 4 entries. Exhibitor must be enrolled in Plant Science.
  3. **All entries in flower and horticulture classes must be grown by the exhibitor or must have been in their possession at least three months except for class H-379**
- H-372. Fairy Gardens: Plants and figurines arranged to make a make-believe world. Must include at least 5 different plants in a container no larger than 18" in diameter.
  - H-373. Flowers, indoors and outdoors - Plan of your flower bed showing location of your flowers and their intended use in the overall family landscaping plan; or educational display of one phase of this project.
  - H-374. Single stem of annual flower.
  - H-375. Single stem of perennial flower.
  - H-376. Simple flower arrangement
  - H-377. House plants.
    - a) soil potted
    - b) patio container
    - c) other
  - H-378. Flower Arrangement, dried plant material, no fabric or plastic materials.
  - H-379. Flower Arrangement purchased flowers.
- PREMIUMS: BLUE - \$4.00, RED - \$3.00, WHITE - \$2.00

## 4-H & FFA Energy Management

**Includes Electric / Electronics, Small Engine and Wind Energy**

Joe Soudy, Superintendent

**Entry & Conference Judging Time: Tuesday, July 27,**

**8:30 a.m. – 11:30 a.m. ~ Bldg #2**

### Electrical and Electronics

1. Read General Regulations and General Regulations 4-H & FFA
2. Each member may not exhibit more than 4 entries.
3. Only those who meet the requirement of the electric project are eligible to exhibit in this division.
4. Use the exhibit entry tag available at the county extension office.  
Record all requested information on entry tag and securely attach to exhibit.



5. Article should be cleaned before exhibiting if it has been used.
  6. A sheet of operation instructions should be furnished for any exhibit not self-explanatory.
  7. Exhibit should be able to be operated. If battery power is required, batteries should be furnished.
  8. No hand dipped solder may be used on exhibits.
  9. Exhibitor should be present to talk with the judge.
  10. Any project with a complexity of size or electronics must have
    - 1) Instructions for assembly and use and
    - 2) Equipment available at the time of judging for testing the exhibit.
  11. Classes will be broken down into years enrolled in project
    - A. 1<sup>st</sup> Year B. 2<sup>nd</sup> Year C. 3<sup>rd</sup> Year D. 4<sup>th</sup> Year
- H-380. AC Electric Projects: Electric projects with 110v or 120v alternating current (AC) power source. Some project examples are household wiring demonstrations, small appliances, extension cords, trouble lights, indoor or outdoor wiring boards, or shop lights. Projects may be restoration or original construction. The project must be operational and meet minimum safety standards. AC project must be 110 / 120V, no 240V exhibits are allowed, and must be constructed such that the judges have access to examine the quality of workmanship.
- H-381. DC Electric Projects: Electric projects with a battery or direct current power source. This class includes electric kits or original projects. This class also includes demonstration DC powered project. Examples include wiring two- or three-way switches, difference between series / parallel lighting circuits or wiring doorbell switches. All DC electric projects must work with batteries supplied by 4-H'er. Projects must be constructed such that the judges have access to examine the quality of wiring workmanship.
- H-382. Electronics Projects: Electronic Projects. Electronic projects with a battery or direct current power source. This class includes electronic kits or original projects. Examples include radios, telephones, toy robots, light meters, security systems, etc. May be constructed using printed circuit board, wire wrap, or breadboard techniques. Include instruction / assembly manual if from a kit. Include plans if an original project. Projects must be constructed such that the judges have access to examine the quality or wiring workmanship.
- H-384. Educational Displays and Exhibits. The purpose of the educational display and exhibit is to educate the viewer about a specific area of the 4-H electrical or electronics project. The display or exhibit should illustrate one basic idea. This class includes any educational displays, exhibits or science fair type projects which DO NOT have a power source, i.e. exhibits, posters or displays of wire types, conduit types, electrical safety, tool or motor parts identification or electrical terminology. Educational displays and exhibits must be legible from four feet, using a maximum tri-fold size of 3' x 4'.

## **SMALL ENGINES**

1. Only those who have met the requirements of the small engines or tractor projects are eligible to exhibit in this division.
  2. Each member may not exhibit more than 4 entries.
- H-405. DISPLAY - Exhibit a display, selecting one of the following options:
- 1) a display identifying different engine or lawn and garden equipment parts or a display showing the function of the various engine or lawn and garden equipment parts; OR
  - 2) a display identifying and explaining the function(s) of different special tools needed for small engine work; OR
  - 3) a display illustrating and providing the results of any one of the experiments that are included in the project books. No complete engines, lawn tractors, tillers, chainsaws are permitted for display. Maximum tri-fold size is 3' x 4'.
- H-406. MAINTENANCE- Exhibit a display that illustrates either
- 1) Routine maintenance procedures OR
  - 2) Diagnosing and troubleshooting a specific problem in an engine. No complete engines, lawn tractors, tillers, chainsaws, etc. are permitted for display, using a maximum tri-fold size of 3' x 4'.
- H-407. OPERATION- Exhibit an operable small engine (no more than 20 HP) overhauled or rebuilt by the member. Include maintenance schedule for the engine and a brief description of steps taken by the member overhauling or rebuilding the engine. Maximum tri-fold size is 3' x 4'.

## WIND ENERGY

1. All exhibits in this division are limited in size to standard, tri-fold, display boards (36" x 48") and items may not extend beyond 12" from the back board. All displays must be self-standing.
- H-385. EDUCATIONAL DISPLAY- Create an exhibit that addresses a focused topic related to wind power as a renewable energy source. The purpose of the exhibit is to inform and create awareness.
- H-386. EXPERIMENT-Display an experiment addressing a problem or question related to wind power as a renewable energy source. Include hypothesis, background research, variables, a control, data, findings, conclusions and recommendations for future study.

PREMIUMS: BLUE - \$4.00, RED - \$3.00, WHITE- \$2.00

## 4-H STEM DEPARTMENT

Jenny Nelson, Superintendent

**Entry & Conference Judging: Tuesday, July 27,  
8:30 a.m. – 11:30 a.m. ~ Bldg #2**

### ROCKETRY

1. Read General Regulations and General Regulations 4-H & FFA Department.
2. The Exhibitor must be enrolled in the 4-H SpaceTech Project.
3. Exhibitor is limited to 4 (four) entries.
4. All Exhibits must be made during the current 4-H year.
5. If a fire burn ban is in effect for any county in Kansas, exhibitors in any Kansas County are not required to launch their rocket(s). All requirements for launching of rockets for the state fair and the documenting of the launching are suspended for the duration of the ban.
6. For the purposes of Kansas 4-H SpaceTech a high-powered rocket is defined as a rocket that meets any of the following criteria:
  - a. Is 2" or greater in diameter (not including fins) and taller than 3' (36" including fins)
  - b. Weighs more than 3.3125 pounds (53 ounces or 1500 grams) at the time of launch
  - c. Uses an 'E' engine or larger to launch (2D's, 4C's, 8B's, etc.)
  - d. The total impulse of all engines used in the rocket is greater than 20.01 Newton-seconds of thrust.
  - e. Models powered by rocket motors not classified as model rocket motors per NFPA 1122, e.g.;
    - i. Average thrust in excess of 80.01 Newtons
    - ii. Contains in excess of 2.2 ounces (62.5 grams) of propellant and are limited to only H and I motors
7. For the purposes of Kansas 4-H SpaceTech, NO rocket may be launched using engines totaling more than an "I" impulse engine or 640 Newton-seconds of total thrust.
8. The report that accompanies the rocket must be limited to the 4-H SpaceTech Rocket Exhibit Information Form which is affixed to a 10" x 13" envelope. This form may be downloaded from <http://www.KansasSpaceTech.com> or from the Extension Office and must be the current year's form. Any rocket exhibit not including this completed envelope will receive an automatic participation ribbon.
9. Plans (or a photocopy) must be place inside the envelope
  - a. This includes original design rockets
  - b. If a rocket kit has been modified structurally, notations need to be given indicating the changes made, either by notations on the Rocket Exhibit Information Form or by placing notes in the plans.
10. One or more photographs of the rocket at the launch site are required.
  - a. Photographs showing the rocket at the moment of ignition are preferred.
  - b. Photographs must be mounted on one side of 8½" x 11" page(s).
  - c. There must be at least 1 page of photos and no more than 5 pages of photos.
  - d. Include at least one photo showing rocket construction, preferable with the exhibitor included.
  - e. Do not include photos of members catching their rockets as they return to earth. This is an unsafe practice, and we do not recommend or condone this practice.
11. To exhibit in this division:

- a. The rocket must have been flown. (Unless Rule 5 is in effect.)
  - b. Support rods must not extend past the tip of the highest nosecone on the model.
  - c. Support rods must remain in the upright position, 90° to the display base, DO NOT ANGLE. If support rods are not perpendicular to the base, the judge should deduct two ribbon placings.
  - d. No model may be exhibited on a launch pad.
12. **Launches should not be conducted in winds above 20 mph and will constitute disqualifications of rocket exhibit.**
13. All rockets must have a safe method of recovery, e.g., parachute, streamer, or tumble recovery. **Any rocket without a recovery system will be disqualified.**
14. The altitude achieved by the rocket is to be determined using a method other than estimation. Examples of accepted methods include altimeter, computer software, range finders, etc. If additional space is needed to show calculations of how the altitude was achieved one additional page may be added to the rocketry information pack.
15. Flight damage is to be documented by the participant on either the construction plans or the 4-H SpaceTech Rocket Exhibit Information Form.
16. The judging of flight damage is to be secondary to all other aspects of the model and only then may it even be considered. However, under no circumstance may flight damage be grounds for disqualification.
17. **Engines and ignitors ARE NOT permitted with the exhibit and will be immediately disqualified.** If an engine become stuck, jammed, wedged, or in any other way permanently affixed in or to a rocket and cannot be removed from the rocket, the rocket will be disqualified.
18. Engines may not be used as display stands hollowed out or otherwise. **Engines used as display stand will be disqualified.**
19. Rocket engines should not be used to join multi-stage rockets together.
- a. Multi-stage rockets can be displayed without having the stages connected.
  - b. The different stages must be included to complete the rocketry exhibit, incomplete exhibits will be deducted at least one ribbon placing.
  - c. **Use of any engines to join the stages together will be subject to immediate disqualification.**
20. Multi-stage rockets can be flown using just the final stage and be considered fully flown.
21. **If a safety violation is noted by the judges, superintendent, or other staff, the exhibitor's rocket, at the judges' discretion, will receive a participation ribbon.**
22. Rockets are to be properly assembled according to the assembly instructions.
23. **Beginner kits with prefabricated fin assemblies and pre-finished rockets requiring no painting are not acceptable and will be disqualified.**
24. **Plastic snap together fins and prefabricated fin assemblies that do not require fin alignment are not acceptable and will be disqualified.**
- a. This rule does not apply to plastic fins that must be manually aligned and do not utilize a fin alignment mechanism, including, but not limited to fin alignment rings or spacing blocks.
  - b. This rule does not apply to fiberglass, Kevlar, extruded foam, composite, or wood fins; especially when used for "through-the-wall" fin attachment techniques that are common in larger rockets.
  - c. In addition, plastic parts for decorative and mechanical purposes (i.e. decorative nozzles and moving landing struts) are not considered fins and can consist of plastic. Decorative nozzles, etc. need to be securely fastened and not pose a safety hazard.
25. Angles of fins must fall within a plus or minus 2° variation using an approved fin alignment guide (such as KSSTAC10). An official fin guide is available from <http://www.KansasSpaceTech.com>.
26. Fins should be rounded or streamlined to reduce drag.
27. Fins and body tubes are to be sealed with sanding sealer and / or primer to eliminate the appearance of body grooves and wood grain.
28. Fins and launch lugs are to be filleted to reduce drag and properly secure them to the model.
29. Any seams on plastic parts are to be sanded smooth.

30. Body tubes / airframes / engine mounts can be made from suitable materials, including, but not limited to reinforced paper, cardboard, phenolic resin, specialized polymer resins, fiberglass, Kevlar, or other suitable structural materials.
31. The nose cone is to fit snugly but still allow for easy removal.
32. Exhibits must be uniformly painted and smoothly finished or finished as per rocket instructions, and have decals applied smoothly.
33. Non-standard surfacing (such as textured paint) may be used if directed by the instructions, this includes scratch build rockets.
34. Models may not be judged based on their paint scheme (colors and placement on the rocket), except for rockets that fit the definition of a "scale model." All other rockets do not have to follow the suggested paint scheme, allowing the 4-H'er to display maximum creativity in the finishing of their rocket.
35. As defined by the National Association of Rocketry (NAR), a scale model is "any model rocket that is a true scale model of an existing or historical guided missile, rocket vehicle, or space vehicle." The intent of scale modeling is "to produce an accurate, flying replica of a real rocket vehicle that exhibits maximum craftsmanship in construction, finish, and flight performance". Scale Model Rockets are to be finished and completed with a majority (greater than 70%) of decals.
36. Model Rocketry Guidelines: Model rockets are generally small-to-medium sized rockets that can be purchased at hobby stores or are small-to-medium sized rockets that an individual build from parts like those found in model rocket kits.
  - a. Rocket classified as high powered may not be entered in this category.
  - b. Each rocket must be able to stand freely by itself or be supported by a solid base, not to exceed 4 1/4" thick and 8" square. The exhibitor's name, district, and age must be labeled on the top of the base.
  - c. If the model rocket is greater than 4' tall it can be displayed without a base or displayed parallel to the ground with up to 3 notched blocks not to exceed 4" in height width and depth. The exhibitor's name, district, and age must be labeled on the top of the base.
  - d. All exhibitors must comply with the National Association of Rocketry (NAR) Model Rocket Safety Code that is in effect as of October 1st of the current 4-H year.
37. Original Design Rocket Guidelines (ages 11 and up):
  - a. Original designed rockets cannot be a modification of a pre-existing kit and must be of original design.
  - b. Original design rockets must be designed by the exhibitor.
  - c. Original design rockets must include detailed instructions, so that someone could construct the original designed rocket just like a kit purchased at a store. Instructions can be as many pages as needed to convey full and complete construction techniques.
  - d. Original design rocket instructions should not include copies of instructions in part or in whole from existing kits.
  - e. Original design rockets include a summary of how the rocket was tested for stability prior to flying.
  - f. Up to 4 additional pages can be added to the rocketry information pack detailing the test(s) performed to insure stability. Provide as much detail as possible. **Failure to provide adequate written documentation will be disqualified.**
38. Alternate Skins (ages 14 & up): Alternative skins are thin covering over a supporting skeleton that serve as the finish of a rocket as opposed to painting.
  - a. Use of alternative skins used for model aircraft is permitted on rockets of original design provided adequate provisions are made to prevent the rocket from catching fire during all phases of flight.
  - b. When used in construction, the alternative skins should not be used as the primary structure for the rocket. The rocket should still be sound design and construction to ensure safety for personnel performing launch activities as well as others who are in nearby vicinity.
  - c. Types of Covering: Plastic shrink type coatings used for radio control model aircraft are permitted. These can be obtained from various manufacturers and hobby supplies. Other types of fabric coverings such as cloth types using coatings for stiffness are permitted if all of the rules set forth above are met.
  - d. Seams and transition areas will be uniform and even.

- e. Gaps and holes are not permitted in the covering especially where the fins or other stabilizing devices meet the main body of the rocket.
  - f. Omission of these skins from the bottom of the rocket is permissible. Paints and other types of coatings currently used for rocketry may be substituted in these areas.
39. High Power Rocketry Guidelines:
- a. In addition to the information packet completed for all rockets, a high-power information form is to be completed and placed inside of the information packet. This may be downloaded from <http://www.KansasSpaceTech.com>
  - b. The NAR High Power Rocket Safety Code applies to the construction and launching of all rockets in this class. As such all exhibitors must comply with the NAR High Power Rocket Safety Code that is in effect as of October 1st of the current 4-H year. However, if there is a modification in this code, the SpaceTech Action Team may review and implement the modified code.
  - c. All rockets in this division are to be launched under adult supervision by the 4-H member who constructed the rocket.
  - d. If a rocket is launched using an engine(s) that has 160.1 Newtons per second or larger ('H' engine or equivalent number of smaller engines), adult supervision must be provided by an individual having at least a level 1 high power certification. The 4-H member should also hold or be attempting to attain their level 1 high power certification and should include supporting documentation of such (a copy of Level 1 card).
  - e. If according to the Federal Aviation Regulations Part 101, a waiver is required to fly the rocket, a copy of that waiver is to be attached to the High-Power Information Form. In the case where the launch was a public event, a substitute to a copy of the waiver is the Range Safety Officers (RSO's) contact information.
  - f. High power rockets may be displayed without a supporting stand. If a supporting stand is used, it is not to exceed 4¼" thick and 8" square. The exhibitor's name, district, and age must be labeled on the base.
40. Educational Exhibit Guidelines:
- a. Exhibits may not consist of only a rocket but must contain substantial supporting educational material in the form of poster, notebook or display boards.
  - b. Displays should be creative and showcase something specific you have learned in the Rocketry project during the current 4-H year. For example, rockets that have crashed and / or are highly damaged that can't be launched again may be made into an educational display or poster that tells a great story with many lessons learned.
  - c. Follow copyright laws, citing all sources of information in a standard notation on the "4-H Educational Rocketry Exhibit Information Form." Additional pages can be added inside the information Packet and should be labeled "Citations". Sources of scientific information must be cited on the front of your exhibit, including all posters and educational display boards.
  - d. Educational Displays are not to exceed a standard commercial 3' x 4' tri-fold display board. No cardboard table exhibits will be allowed. Care should be taken to use durable materials that will withstand the fair.
  - e. "Construction Kits" that are part of the educational display must be contained in cases (tackle boxes, sealable containers, etc.) that may not be larger than 1' x 2' x 2' and must have a latch which securely keeps all components contained in the box. Other components are to adhere to appropriate dimensions as stated in Rule 40d.
  - f. Educational Notebooks must be organized in 3-ring binders.
  - g. Educational Posters must be no larger than a 20" x 30" poster board.
  - h. Engines and igniters ARE NOT permitted with the Educational Exhibit and will be disqualified. Includes both live and spent engines.
  - i. Exhibitor's name, district, age and year(s) in project must be labeled in a prominent location on the educational display, notebook, "Construction Kit" and / or poster.
  - j. Exhibits should possess the following qualities:
    - i. A central theme
    - ii. What you want others to learn
    - iii. Be designed and constructed in a manner befitting the exhibit.

- iv. Be something you are interested in
  - v. Be related to model or high-power rocketry
  - H-399. Rocket made from kit. Include plans
  - H-400. Rocket designed by exhibitor: not merely a modification of an existing kit. Include original plans. Exhibitors must be 11 years old and over by January 1<sup>st</sup> of the current year.
  - H-401. Rocket designed by exhibitor that use alternative skins; not merely a modification of an existing kit. Include original plans. Exhibitors must be 14 years old and over by January 1<sup>st</sup> of the current year.
  - H-402. Rocket designed and built by 2 or more exhibitors: not merely a modification of an existing kit. Include original plans. Exhibitors must be 11 years old and over by January 1<sup>st</sup> of the current year.
  - H-403. High power rocket made from kit or original design. Exhibitors must be 14 years old and over by January 1<sup>st</sup> of the current year.
  - H-404. Rocketry Education Exhibit (Poster, Notebook or Display)
- PREMIUMS: BLUE - \$4.00, RED - \$3.00, WHITE - \$2.00

## 4-H ROBOTICS

1. Read General Regulations and General Regulations 4-H & FFA Department.
  2. The exhibitor must be enrolled in 4-H Space Tech project.
  3. Exhibitor is limited to 4 (four) entries.
  4. Each Robot must be free-standing, without the need for additional supports in order to be moved or exhibited.
  5. Each exhibit must be made during the current 4-H year.
  6. Robot dimensions should not exceed 2' high, by 2' wide, by 2' deep and cannot weigh more than 15 pounds.
  7. All electrical components of the robot must be adequately covered or concealed with a protective enclosure. Paper is not considered an adequate enclosure or covering.
  8. Robots may be powered by an electrical, battery, water, air or solar source only. Junk drawer robots may be powered by a non-traditional power source. Robots powered by fossil fuels / flammable liquids will be disqualified. Robots that include weaponry of any kind will be disqualified. Weaponry is defined as any instrument, possession or creation, physical and / or electrical that could be used to inflict damage and / or harm to individuals, animal life, and / or property.
  9. Remote controlled robots are allowed under certain conditions provided that the robot is not drivable. Remote controlled cars, boats, planes, and / or action figures, etc. are not allowed.
  10. Each robot must be in operable working condition. The judge will operate each robot to evaluate its workmanship.
  11. Each exhibitor is required to complete the "4-H SpaceTech Robotics Exhibit Information form" which is available through <http://www.KansasSpaceTech.com/robotic/> or the extension office. This form must be attached to the outside of a 10" x 13" manila envelope.
  12. The exhibit must include written instructions for operation, construction plans, 1 - 3 pages of project photographs or a 5-minute CD, DVD, or video presentation, and robot programming information, if applicable. This information should be placed inside the 10" x 13" manila envelope mentioned above. You must provide a tablet or computer to show your CD or video to the judge.
  13. Exhibitor's name and district must be labeled in a prominent location on the robot, educational display, notebook and / or poster. Sources of scientific information must be cited on the front your exhibits, including all posters and educational display boards.
  14. Educational displays are not to exceed a standard commercial 3' x 4' tri-fold display board. No cardboard table exhibits will be allowed. Care should be taken to use durable materials that will withstand State Fair conditions. No electricity will be provided.
  15. Educational posters must be no larger than 20" x 30"
- H-393. Robot made from a commercial (purchased) kit.
  - H-394. Robot designed and constructed by exhibitor. The robot must not be a mere modification of an existing robot kit or plan.
  - H-395. Programmable robot made from a commercial (purchased) kit
  - H-396. Junk Drawer Robotics – based curriculum robot
  - H-397. Robotics educational exhibit (display, poster or notebook)

## 4-H WOODWORKING

### DEPARTMENT

David Downey, Superintendent

Carter Schneider, 4-H Assistant

**Entry & Conference Judging: Tuesday, July 27,**

**8:30 a.m. – 11:30 a.m. ~ Bldg #2**

Judged by Age Divisions:

- A. Beginner (7 - 8)
  - B. Junior (9 - 11)
  - C. Intermediate (12 - 13)
  - D. Senior (14 - 18)
1. Read General Regulations and General Regulations 4-H & FFA Department.
  2. Each member may not exhibit more than 4 entries.
  3. Only those who have met the requirements of the woodworking project are eligible to exhibit in this division.
  4. The plan may be a photocopy, the actual pattern, or a scale drawing. It must be complete and accurate to the extent that a duplicate article could be built using the plan as a guide. In addition, include a list and cost of material, plus amount of time spent on construction and finishing the article. This list should include all wood, hardware, finishing supplies, etc. If exhibit is entered without the plans, the exhibit will be dropped one ribbon place.
  5. Any project that has glass that is not secured, i.e., glass shelves, glass top of coffee table, etc. will not be allowed at the fair. Glass that is secured in the project, i.e., glass front of a gun case of cabinet, etc., is permissible since it cannot be removed from the project.
- H-411. Woodwork articles for farm or shop use. Example: cages, carriers, feeders, tool and tackle boxes.
- H-412. Lawn furniture; examples: swing seat, bird houses or feeders, picnic tables, and chairs.
- H-413. Household woodwork article not included in above classes. (Example: broom holder, foot stools, desk)
- H-414. Miscellaneous; Example: toys, sports equipment, etc.
- H-415. Pieces of repaired and refinished furniture (A brief explanation of the work completed must be attached to the exhibit.)
- PREMIUMS: BLUE - \$4.00, RED - \$3.00, WHITE - \$2.00

## 4-H ENTOMOLOGY

### DEPARTMENT

Pamela Peckman, Superintendent

**Entry & Conference Judging: Tuesday, July 27,**

**8:30 a.m. – 11:30 a.m. ~ Bldg #2**

1. Read General Regulations and General Regulations 4-H & FFA Department.
2. Exhibitors must be enrolled in the Entomology Project.
3. Each 4-H member may not exhibit more than 4 entries.
4. All entries, except the Introductory collection, should be submitted in an 18 x 24 x 3.5-inch wooden display box with a clear plastic top (such as Plexiglas). Boxes can be handmade or purchased as long as they are of the correct size. Please visit the website listed above for box instructions and plans.
5. 4-Hers may choose to use one of two taxonomies:  
Option A: As printed in "Insects in Kansas" book, or  
Option B: As printed on the "Insects in Kansas Book: 2016 Revised Taxonomy", which follows [www.bugguide.net](http://www.bugguide.net)
6. Each exhibitor is required to identify each box with two identification labels bearing Exhibitor's name, county or district, the collection class 4-H'er is enrolled in and statement of taxonomy used. One label goes in the upper left corner of the box (inside) and the other on the lower right corner of the box (outside). Arrange specimens in the box so the box can be displayed lengthwise.
7. The number of orders, specimens (and families where required) must be included on both of the exhibitor's box identification labels. Only one adult insect per species can be used in the Collection Boxes and Notebook Classes, unless labeled as male or female and correctly identified.

8. Arrange specimens in groups or rows parallel to the short sides of the box. Specimens are to be arranged by Order in the box, then Family where required.
  9. Two labels should be centered on the pin beneath each specimen. First (closest to the specimen) is the common name label and the second label should include date/locality. Full county name and state abbreviation should be on the second label. Collector's name (or host) on the date/locality label is optional.
  10. The specimens should be collected by the exhibitor and should focus on Kansas insects. Insects may be collected from one county into bordering states and labeled accordingly. Please refer to "Entomology Collection Exhibit Resource" for full details on out-of-state insects in collections.
  11. Only specimens of the class Insecta should be included.
  12. Purchased insects are not to be exhibited in collections, but they may be used in educational displays.
  13. Specimens of soft bodied insects such as aphids, lice, termites, etc. should be exhibited in alcohol filled vials; however, the use of alcohol filled vials should be limited to only those specimens that lose their shape when pinned, since the vials pose a significant hazard to the rest of the collection if they become loose in transit.
  14. Notebook Classes Rules:
    - a. 4-H members who have been enrolled in other phases of the Entomology Project need to start with the Beginning Phase of Entomology notebooks, not the introductory phase.
    - b. Each exhibitor is required to identify the notebook by placing a Title Page in the front of the notebook bearing the exhibitors name, county or district and class 4-H'er is enrolled in and statement of taxonomy used (See #5) The number of orders, specimens and families (required in Intermediate and Advanced classes) must also be included on the Title Page.
    - c. Specimen pages should be grouped according to order and should include one page per species. If more than one insect is in the photo, an arrow to indicate identified insect should be used.
    - d. Date, common name, full county name and state abbreviation should be included for each species. Collector's name on the specimen page is optional.
    - e. Specimen pages should have two different views of the insect if possible. If pictures are taken on different dates/localities, include information for both.
    - f. A statement describing the habitat where found/host plant may be included and is encouraged and will be worth a bonus 10 points total, not per page. For Intermediate and Advanced notebooks, this is strongly encouraged.
    - g. A divider page is to be placed in front of each order of insects with the order name printed on the tab for the page as well on the front of the divider page.
    - h. For the Intermediate and Advanced classes, insects are also to be grouped by family behind each order divider.
    - i. If the exhibitor has been in the same class for more than one year, a separate sheet of paper needs to be added stating how many years the exhibitor has been in this class of the project and what the exhibitor did this year to improve their notebook. Place the paper just behind the Title Page in the front of the notebook.
    - j. A special project must be completed each year and included in the notebook. See project guideline materials for specifications.
    - k. Refer to the publication "Entomology Collection Notebook Guidelines" on the Kansas 4-H Entomology web page for more detailed rules for exhibiting.
- H-419. Introductory Entomology Collection: Display in a standard box, a minimum of 30 and maximum of 50 species representing at least 5 orders. This class is not eligible for State Fair. Limited to Beginner and Junior Age divisions.
- H-420. Beginning I Entomology Collection: Display in 1 standard box a minimum of 50 and maximum of 125 species representing at least 7 orders. Members can exhibit in this class a maximum of 3 years, or until they receive a purple ribbon at the Kansas State Fair, whichever comes first.



- H-421. Beginning II Entomology Collection: Display in 1 standard box a minimum of 75 and maximum of 150 species representing at least 9 orders. Members can exhibit in this class a maximum of 3 years, or until they receive a purple ribbon at the Kansas State Fair, whichever comes first.
- H-422. Intermediate Entomology Collection: Display a minimum of 100 and maximum of 300 species representing at least 10 orders. Two standard boxes can be used. Family identification is required for all insects in any two of the following six orders: Orders of Orthoptera, Hemiptera, Odonata, Coleoptera, Diptera, and / or Hymenoptera. Members can exhibit in this class a maximum of 3 years, or until they receive a purple ribbon at the Kansas State Fair, whichever comes first.
- H-423. Advanced Entomology Collection: Display a minimum of 150 and maximum of 450 species representing at least 12 orders. Three standard boxes can be used. Family identification is required for all insects belonging to the following six orders: Orders of Orthoptera, Hemiptera, Odonata, Coleoptera, Diptera, and / or Hymenoptera. Family identification of insects in the remaining orders is optional, but desirable if accuracy is maintained. All butterflies appearing in the collection should be labeled with the correct common name. Members can exhibit in this class if they remain eligible for 4-H membership.
- H-424. Introductory Entomology Notebook: Display a minimum of 10 and a maximum of 30 insect species representing at least 6 different orders. Follow the Notebook Guidelines above. A 4-H'er may exhibit in this class for a maximum of 2 years.
- H-425. Beginning Entomology Notebook: Display a minimum of 30 and a maximum of 60 insect species representing at least 7 different orders. Follow the Notebook Guidelines above. A 4-H'er may exhibit in this class for a maximum of 3 years.
- H-426. Intermediate Entomology Notebook: Display a minimum of 60 and a maximum of 100 insect species representing at least 9 different orders. Pictures in any two of the following six orders should be identified to family: Orthoptera, Hemiptera, Odonata, Coleoptera, Diptera, and / or Hymenoptera. Follow the Notebook Guidelines above. A 4-H'er may exhibit in this class for a maximum of 3 years.
- H-427. Intermediate Entomology Notebook: Display a minimum of 100 and a maximum of 200 species representing at least 12 different orders. Pictures in all the following six orders is required to be identified to family: Orthoptera, Hemiptera, Odonata, Coleoptera, Diptera, and / or Hymenoptera. Family identification of insects in the remaining orders is optional, but desirable if accuracy is maintained. Follow the Notebook Guidelines above. A 4-H'er may exhibit in this class for a maximum of 3 years.
- H-428. Educational Display: Should be in an 18" x 24" x 3½" wooden display box with clear plastic top. Information on numbers and kinds of insect are not needed for educational exhibits. Displays may consist of specialized groups of insects or their close relatives, or related to any aspect of their behavior, biology, or ecology. Title of the exhibit should be indicated inside the box. The purpose of the project is to learn more about the importance, life cycles, biology, ecology, diversity, etc. of insect and related arthropods.
- PREMIUMS: BLUE - \$4.00, RED - \$3.00, WHITE - \$2.00

## **4-H FORESTRY DEPARTMENT**

Danna Schneider, Superintendent

**Entry & Conference Judging: Tuesday, July 27,  
11:00 a.m. – 12:00 p.m. ~ Bldg #2**

1. Read General Regulations and General Regulations 4-H & FFA Department.
2. Each member may not exhibit more than 4 entries.
3. All exhibits to be mounted on 8½" x 11" heavy stock paper and placed in loose leaf binders. (Magnetic or adhesive filler sheets for photographic prints are recommended.)
4. Name, club, age, and year in project should be on front cover.
5. Prepare a label and place in the lower right-hand corner of the page. Label should include proper common name as listed in the 4-H bulletin 34. "List of Native Kansas Forest Trees:" location (city and / or county) where collected, and date (day, month, year) collected.
6. See Forestry Project book for details on mounting.
7. Divide specimens into 2 sections: Native Kansas Trees and Non-native Trees. Group Specimens according to the years collected (New and Previous Years). New Specimens are those specimens collected during the current 4-H year and cannot be a duplicate tree species of previously displayed specimens.
8. Exhibitor must be enrolled in Forestry.

**Division A – Jr. 4-H Forester**  
**KNOWING TREES AS INDIVIDUALS**  
 (Leaf Collections\*\*)

- H-431. Beginning (Choose either A or B)
- A. Exhibit a minimum of 10 different leaves from native Kansas trees collected within the year. Exhibit can include non-native leaves in addition to the required number of leaf specimens collected from native Kansas trees.
  - B. Exhibit a minimum of 5 native Kansas trees showing leaf, twig, and fruit from each species collected.
- H-432. Intermediate (Choose either A or B)
- A. Exhibit a minimum of 20 different leaves (including 10 new specimens) from native Kansas trees collected within the year. Exhibit can include non-native leaves in addition to the required number of leaf specimens collected from native Kansas trees.
  - B. Exhibit a minimum of 10 native Kansas trees showing leaf, twig and fruit from each species collected. This exhibit must include 5 new leaf, twig and fruit specimens.
- H-433. Senior (Choose either A or B)
- A. Exhibit a minimum of 30 different leaves (including 10 new specimens) from native Kansas trees collected within the year. Exhibit can include non-native leaves in addition to the required number of leaf specimens collected from native Kansas trees.
  - B. Exhibit a minimum of 15 native Kansas trees showing leaf, twig and fruit from each species collected. This exhibit must include 5 new leaf, twig and fruit specimens.
- H-434. Advanced (Choose either A or B)
- A. Exhibit a minimum of 40 different leaves (including 20 new specimens) from native Kansas trees collected within the year. Exhibit can include non-native leaves in addition to the required number of leaf specimens collected from native Kansas trees. **OR**
  - B. Exhibit a minimum of 20 native Kansas trees showing leaf, twig and fruit from each species collected. This exhibit must include 10 new leaf, twig and fruit specimens.
- \*\* Exhibit one complete leaf where possible. Where leaf is too large, exhibit as much of the terminal portions as possible. Sketch in reduced scale, the entire leaf and illustrate where the exhibited an illustration of how a tree grows.
- H-435. Display (Choose either A or B) – **How a Tree Grows:** Entry may include a project notebook with 10 or more seeds collected with pictures showing a germination study **OR** a mounting of a thin section of wood cut from the end of a log or top of stump, labeled with information such as kind of wood and age of tree when cut, **OR** exhibit an illustration of how a tree grows.
- H-436. Display (Choose either A or B) – **Tree Appreciation:** Entry may include a research or reporting notebook with no more than 10 pages based on the exhibitor's selected tree. This notebook may include sketches, drawings, pictures, a story, or any other things which will help tell about the tree you have selected.

**Division B - Senior 4-H Forester**

- H-437. **Growing and Protecting Trees Display:** Display with a project notebook telling about project and pictures before, during & after planting seedlings. Maximum tri-fold size is 3' x 4'
- H-438. **Tree Culture Display:** Display with a project notebook telling about project and pictures before, during & after wood lot improvement. Maximum tri-fold size is 3' x 4'
- H-439. **How Forests Serve Us Display:** Entry may include collected wood samples (all or partial) and 500-word essay. Wood sample display to be mounted on poster board or any stiff material no larger than a 3' x 4' trifold. Essay should be displayed in a covered binder.
- H-440. **Educational / Creative Exhibit:** Exhibit directly related to tree identification or Forestry. Type of exhibit is open (Notebook, poster, collection box, etc.) given a maximum tri-fold size of 3' x 4'. Care should be taken to use durable materials that will withstand fair conditions. This is a good class to exhibit an unusual collection.
- PREMIUMS: BLUE - \$4.00, RED - \$3.00, WHITE - \$2.00

## 4-H GEOLOGY DEPARTMENT

Jeff Haley, Superintendent  
 Krista Haley, Junior Leaders

**Entry & Conference Judging: Tuesday, July 27,**  
**8:30 a.m. – 10:30 a.m. ~ Bldg #2**  
**Special Rules**

1. The standard size exhibit box should be 18" x 24" x 3½". All specimens are to be arranged across the narrow (18") dimension

- of the exhibit box, making the exhibit 18” across the top and 23” deep. If a box has a sliding Plexiglas cover, it must be removed from the top. Screws, locks or other devices that would prevent the judges from removing the Plexiglas cover should not be used.
2. Each exhibitor is required to identify each display box by placing an identification label bearing name, county, and number of specimens in the upper left-hand corner of the box (inside) and by attaching a label with the same information to the back of the box (outside). The inside label is also to indicate the class number.
  3. Exhibitor may enter in both geology and lapidary classes. Exhibitor may also show in geology class 444 (special exhibit) and in one more of the lapidary classes.
  4. Geology specimens should be labeled with the number of specimens, date collected, specimen name or description, and locality (county) where collected
  5. For geology classes (excludes Lapidary) specimens should be mounted in the box by proper groups – rocks, minerals, fossils
  6. In classes H-441 to H-446, all specimens must be collected (not purchased) from locations in Kansas except for Tri-Mining Area Specimens collected from these three adjacent counties: Ottawa County, OK; Newton and Jasper Counties, MO.
  7. Each member may not exhibit more than 4 entries.
- H-441. Geology. Display at least 15 rocks, minerals, and fossils collected during the current 4-H year. Exhibitor is limited to one exhibit box.
- H-442. Geology. Display at least 30 different rocks, minerals, or fossils, at least 5 of each. Fifteen must be collected during the current 4-H year. Exhibitor is limited to one exhibit box.
- H-443. Geology. Display at least 45 rocks, minerals, or fossils, at least 5 of each. Fifteen must be collected during the current 4-H year. Exhibit limited to two boxes. This class is open to those exhibiting either the third or fourth time at the State Fair. Identify the rocks as igneous, metamorphic or sedimentary. These rock types must be spelled out on labels or have a legible key.
- H-444. Geology. Display at least 60 rocks, minerals, or fossils, at least 5 of each. Fifteen must be collected during the current 4-H year. Exhibit limited to two boxes. This class is open to those exhibiting the fifth time or more at the State Fair. Identify the rocks as igneous, metamorphic or sedimentary. These rock types must be spelled out on labels or have a legible key.
- H-445. Geology Educational Exhibit: Exhibit relating to everyday living; or to a mineral test, a rock formation, geological history, species of a fossil, forms of one mineral, a variation of one kind of rock, archaeological artifacts, or Indian artifacts. Digital formats are accepted. Please make arrangements for the judge to view your exhibit and have a hard copy for display. Exhibit limited to 4 feet of table space. Care should be taken to use durable materials that will withstand State Fair conditions. Exhibitor may show in the class regardless of number of times he or she has exhibited at State Fair or whether exhibitor has entries in classes 5200, 5201, 5202 or 5203. Exhibitor may also exhibit in lapidary class.
- H-446. Mineralogy. Display a minimum of 15 mineral specimens collected in Kansas, at least 5 of which have been collected during the current 4-H year. The minerals are to be grouped by mineral class (i.e.: Carbonates, Oxides, Silicates) and at least 3 classes must be represented. The member must use one standard display box (see #1). The specimens must be labeled with the number of the specimen, date collected, name of specimen, county where collected and chemical composition (i.e.: CaCO<sub>3</sub> for calcite) if known.

## LAPIDARY CLASSES

The lapidary will be judged on the following criteria:

- Workmanship and Content -----60 points
- Presentation and Showmanship -----30 points
- Accuracy of Information-----10 points

All lapidary specimens should be labeled with the following information:

- Specimen name
- Place of origin (country, state, or county; county required for Kansas specimens)
- Purchased or self-collected
- Date lapidary treatment began
- Date lapidary treatment completed (Treatment completed after the State Fair is considered a new year specimen).

- H-447. Lapidary. Display at least 5 varieties of polished (tumbled) specimens and 5 varieties of unpolished specimens that have not yet received lapidary treatment. These do not have to be an example of “before and after”, nor do they have to be self-collected. Locales

- must be identified. Only those exhibiting lapidaries at the State Fair for the first time may exhibit in this class.
- H-448. Lapidary. Display before-and-after examples of at least 3 varieties of specimens, at least 2 tumble-polished and 2 unpolished of each. There is no requirement that the 4-H'er collect any of these. Locales must be identified. Lapidary work should be done during the current 4-H year.
- H-449. Lapidary. Display before-and-after examples of at least 6 varieties of specimens, at least 2 tumble-polished and 2 unpolished of each. At least two varieties should be collected from the native site by the 4-H'er, at least one of which comes from Kansas. Locales must be identified. Lapidary work on at least three varieties should be done during the current 4-H year.
- H-450. Lapidary. Display before-and-after examples of at least 9 varieties of specimens, at least 2 tumble-polished and 2 unpolished of each. At least three varieties should be collected from the native site by the 4-H'er, at least two of which comes from Kansas. Locales must be identified. Lapidary work on at least three varieties should be done during the current 4-H year.
- H-451. Lapidary. Exhibit at least 6 specimens that have not previously been exhibited, which have received lapidary treatment. Lapidary treatment may consist of polishing, and end, face, or flat lapping. Specimens must represent at least 3 different varieties and include at least three cabochons of any size or shape, only one of which may be free formed. A cabochon is a style of cutting in which the top of the stone forms a domed or curved convex surface. Three of the specimens must be mounted into jewelry findings.
- Special lapidary exhibits should be entered in class H-451
- PREMIUMS: Blue - \$4.00, Red - \$3.00, White - \$2.00

## 4-H SHOOTING SPORTS CONTEST

- Nancy Simpson, Jennifer Haley, Superintendents  
**Saturday, July 10<sup>th</sup> – 9 a.m. ~ Shotgun at Hillsdale Range**  
**Sunday July 11<sup>th</sup> – 1 p.m. ~ Archery at the Fairgrounds**  
**Tuesday, July 20<sup>th</sup> – 6:00 p.m. & 7:00 p.m. ~ Air Rifle at Bldg #3**
1. Must be enrolled in Shooting Sports in 4-H and completed BASIC Safety.
  2. Must be 8 years old by January 1, 2021 to Compete in Shooting Sports.
  3. Each 4-H member can have 4 exhibits.
  4. Educational exhibits will be displayed with Miscellaneous Department.
    - A. Beginner 8-9
    - B. Junior 10-11
    - C. Intermediate ages 12 - 13
    - D. Senior ages 14 - 18
- H-451. Air Rifle
- A. Pellet
  - B. BB
- H-458. Archery
- H-454. Shotgun
- A. Trap
  - B. Skeet
- H-455. Compound Archery

**Shooting Sports Educational Displays** are entered in the Miscellaneous Department. They are eligible for exhibit at the State Fair.

PREMIUMS: BLUE - \$4.00, RED - \$3.00, WHITE - \$2.00

## 4-H FISHING SKILLATHON

- Becky Hendrickson, Lori Enman, Superintendents  
 Spencer Mattison, Isabel Santiago, 4-H Assistants  
**Entry: Saturday, July 24, 8:00 a.m. – 9 a.m.**  
**Contest: Saturday, July 24, 8:30 a.m. – 10:30 a.m.**
1. 4-H members enrolled in fishing may participate.
  2. Participants must bring own fishing poles & plastic plug.
  3. Ribbons awarded to all participants.
- H-461 4-H'ers enrolled in fishing
- A. Beginner ages 7 - 8
  - B. Junior ages 9 - 11
  - C. Intermediate ages 12 - 13
  - D. Senior ages 14 - 18
- PREMIUMS: BLUE - \$4.00, RED - \$3.00, WHITE - \$2.00

# 4-H STEM AG MECHANICS

Joe Sondy, Superintendent

**Entry Time & Conference Judging: Tuesday, July 27,  
8:30 a.m. – 11:30 a.m. ~ Bldg #2**

1. 4-H members must be currently enrolled in the Kansas 4-H STEM-Ag Mechanics (Welding) project to exhibit in this department. In 2021 an exception will be made, due to the project being new.
2. Each exhibitor may enter one exhibit per class. Exhibits must have been constructed or repaired during the current 4-H year.
3. For the 2021 Fair total exhibit dimensions should not exceed 3 feet high, by 3 feet wide, by 3 feet deep. Total exhibit weight may not exceed 150 pounds (movable by a team of 2 people)
4. Wheeled exhibits must utilize a breaking mechanism which prevents the exhibit from freely rolling while on display.
5. Each exhibit must be free-standing or sufficiently supported by an exhibitor supplied support system that is moveable and is part of the total dimensions and weight of the exhibit as described previously. Exhibit boards should have a portable and moveable base. No exhibits may be staked to the ground for display.
6. Top heavy items should be braced or placed in a stand sufficient to prevent it from toppling over while on display.
7. Painting or spot painting is not allowed on projects after arrival on fairgrounds. If wet paint is detected by judges or superintendents one ribbon placing will be deducted.
8. Repair projects having adequate original finish need not be repainted.
9. Cutting surfaces, such as blades or knives, are to have a protective covering over them to prevent injury. The covering should be easily removed and reinstalled for judging. Foam “pool noodles” and multiple layers of cardboard are acceptable.
10. Exhibits that include weaponry of any kind will be disqualified. Weaponry is defined as any instrument, possession, or creation, physical and/or electrical that is intended to be used to inflict damage and/or harm to individuals, animal life, and/or property.
11. If the exhibit is powered by flammable liquids (gas, propane, kerosene, etc.) the fuel tank and lines should be drained and allowed to dry, to avoid spills and potential fires.
12. Electric powered (battery, corded, solar, or alternative energy) should have a primary shutoff or disconnect switch.
13. If a safety violation is noted by the judges, superintendent, or other staff, the exhibitor’s exhibit, at the judges’ discretion, will receive a deduction in ribbon placement or a participation ribbon.
14. The exhibitor’s name(s) and county or district must be tagged or labeled in a prominent location on the display.
15. Each exhibit must include an Ag Mechanics information packet. Entry of just a packet without an accompanying exhibit is not a sufficient exhibit.
16. Each exhibitor is required to complete the “4-H STEM Ag Mechanics Exhibit Information Form” which is available through your local K-State Research and Extension office or at [www.STEM4KS.com](http://www.STEM4KS.com). This form must be attached to the outside of a 10” x 13” manila envelope.
17. Each exhibit information packet should include the following items:
  - a. Bill of materials for the project with associated costs, scrap items used may be listed as having a \$0.00 cost.
  - b. 1 to 5 pages of photos showing work on the exhibit, preferably from a beginning state to final or completed state.
  - c. If appropriate schematics or working drawings relating to the creation or repair.
  - d. If appropriate operating instructions.
18. Additionally, exhibitors may create an optional video (not required) about their project showing its operation and the work they have done. This allows judges to get a better understanding of the exhibit and allows the youth the opportunity to fully demonstrate their exhibit. The video should be no longer than 8 minutes. Please bring a device to play your video for the judge at the fair.

## **Introductory - Level 1 classes (about 1 - 3 years of experience)**

This level is designed for youth with little to no exposure in the project area so that they can gain an understanding of basic principles and methods in the given area.

5550. Welding display board – a 3 foot by 3-foot display board with different pieces of metal attached illustrating different types of welds, each weld being labeled

H-600. Level 1 Welding ag repair – repair of ag equipment with welding

- H-601. Level 1 Welding ag fabrication – creation of new ag equipment with welding
- H-602. Level 1 Welding general repair – repair of non-ag equipment with welding
- H-603. Level 1 Welding general fabrication – creation of non-ag equipment with welding
- H-604. Level 1 Welding artistic fabrication – creation of artistic or interpretive pieces with welding
- H-605. Level 1 Brazing repair
- H-606. Level 1 Brazing fabrication
- H-607. Smithing display board – a 3 foot by 3-foot display board with different pieces of forged metal attached illustrating different forms, each form being labeled
- H-608. Level 1 Smithing – A design forged with at least **one** formed element (twists or spirals for example)

**Experienced – Level 2 classes (about 4 - 6 years of experience)**

This level is designed for youth some experience in the project area allowing them to expand on common principles and methods in the given area.

- H-609. Level 2 Welding ag repair – repair of ag equipment with welding
- H-610. Level 2 Welding ag fabrication – creation of new ag equipment with welding
- H-611. Level 2 Welding general repair – repair of non-ag equipment with welding
- H-612. Level 2 Welding general fabrication – creation of non-ag equipment with welding
- H-613. Level 2 Welding artistic fabrication – creation of artistic or interpretive pieces with welding
- H-614. Level 2 Brazing repair
- H-615. Level 2 Brazing fabrication
- H-616. Level 2 Smithing – A design forged with at least **two** different formed elements (twists and spirals for example)

## **4-H STEM: ARCHITECTURAL BLOCK CONSTRUCTION**

Joe Sondy, Superintendent

**Entry & Conference Judging: Tuesday, July 27,  
8:30 a.m. – 11:30 a.m. ~ Bldg #2**

1. 4-H members must be currently enrolled in the Kansas 4-H STEM – Architectural Block Construction project to exhibit in this division. In 2021 an exception will be made, due to the project being new.
2. Each exhibitor may enter 4 exhibits. Exhibits must have been constructed during the current 4-H year.
3. Total exhibit dimensions may not exceed 2 feet high, by 2 feet wide, by 2 feet deep
4. All exhibits should be placed in a sturdy see through enclosure with a top, bottom, and 4 sides. A fish tank would be an acceptable enclosure. This is to keep exhibit parts from being “scattered to parts unknown” at the fair. The outer dimensions of the enclosure are part of the total exhibit dimensions.
5. All components used in construction should be dust free, clean, free of chips, scuffs, or cracks.
6. The primary building component should be interlocking blocks, commonly referred to by the brand name of Lego®.
7. Other architectural components can be integrated into dioramas to illustrate architectural aspects that may be difficult to convey with traditional interlocking blocks.
8. The use of existing “store bought” sets for major architectural elements of the display is not allowed, use of figurines from sets is allowed as are using individual bricks to create something different than the architectural component of the set it came from.
9. Displays must have significant architectural components (walls, windows, doors, roofs, canopies flying buttresses, etc.), landscapes are discouraged.
10. Architectural elements should have a consistent look, walls with no pattern or consistency will be deducted one ribbon placing.
11. Gaps or cracks should not be visible between assembled blocks.
12. Doors should open and close, windows can be either fixed or open and close.
13. Vehicles that are intended to stay in a single place should be affixed to base plates with sticky tack, hot glue, or other method.

14. Reveals that show the inside of a structure are acceptable, such as only having three walls to allow an unobstructed view into a room.
15. Mechanical enhancements or motion elements that add motion to the diorama are acceptable and encouraged. If used judges should be able to use them and instructions should be provided for operation.
16. Artistic designs with no architectural design/components are not permitted and two ribbon placings will be deducted.
17. The exhibitor's name and county or district must be tagged or labeled in a prominent location on the display.
18. Each exhibit must include an Architectural Block Construction information packet. Entry of just a packet without an accompanying exhibit is not a sufficient exhibit.
19. Each exhibitor is required to complete the "4-H STEM Architectural Block Construction Exhibit Information Form" which is available through your local K-State Research and Extension office or at [www.STEM4KS.com](http://www.STEM4KS.com). This form must be attached to the outside of a 10" x 13" manila envelope. Do not tie the envelope to the exhibit.
20. Each exhibit information packet should include the following items:
  - a. At least one drawing of the desired architecture on graph paper, multiple views (top, front, side) are preferred.
  - b. 1 to 5 pages of photos showing work on the exhibit, preferably from a beginning state to final or completed state.
  - c. If appropriate operating instructions for mechanical portions of the diorama.
21. Additionally, exhibitors are required to create a video about their project discussing their construction experiences and the architectural elements of the diorama. This allows judges to get a better understanding of the exhibit and allows youth the opportunity to fully explain their exhibit. The video should be no longer than 8 minutes. Please bring a device to play the video to judging on Tuesday.

Introductory - Level 1 classes (about 1 - 3 years of experience)

H-620 Diorama illustrating at least 2 architectural features beyond floors, ceilings, and walls

Experienced – Level 2 classes (about 4 - 6 years of experience)

H-621 Diorama illustrating at least 4 architectural features beyond floors, ceilings, and walls, and includes 1 or more motion elements

Advanced – Level 3 classes (about 7 - 9 years of experience)

H-622 Diorama illustrating at least 6 architectural features beyond floors, ceilings, and walls, and includes 2 or more motion elements

Master – Level 4 classes (10 or more years of experience)

H-623 Diorama illustrating at least 8 architectural features beyond floors, ceilings, and walls, and includes 3 or more motion elements

## **4-H BOOTHS AND BANNERS**

### **DEPARTMENT**

Dave Green, Superintendent

Shelby Hatcher, 4-H Assistant

**Entry: Tuesday, July 27, 8:30 a.m. – 11:30 a.m.**

**Conference Judging: Tuesday, July 27, 1:00 p.m. Bldg #3**

***4-H Clubs may enter both banner and a booth.***

H-481. Club Booth – not eligible for State Fair.

H-482. Other 4-H Booths

1. Each booth should illustrate or demonstrate a phase of educational work which is being practiced by the club members in the county.
2. Each booth exhibited shall bear the name of the club.
3. Booths shall be maintained in a clean and orderly fashion by each club all through the fair.
4. Booths not properly maintained will forfeit their entry prize.
5. Booths must be contained within the 6' x 6' limits and not interfere with any adjoining booths.

H-483. Club Banner

1. Each banner should illustrate a phase of 4-H work which is being practiced by boys and girls in 4-H.
2. Banners are two dimensional displays, depicting one idea. Guidelines are listed below.

3. Dimensions are to be no less than 12 square feet and not more than 16 square feet, with a minimum of 3 feet on one side.
4. Banners must be hung on a wooden dowel stick strong enough to support the banner. On each end of the banner there should be a wire or chain 6" long. One end of the wire will be fastened to an "S" hook which will permit the banner to be hung from a suspended wire in the exhibit building.
5. Banners should be made of materials that permit the banner to be folded or rolled without damaging the fabric. Three dimensional objects may not be attached to the front of the banner
6. A label is to be attached to the front left of the banner giving the name of the club, county, and year. Waterproof ink prevents smearing and is recommended for the label. Letters should be 2" in height.

#### **Basis of Evaluation for Booths & Banners**

- I. EDUCATIONAL VALUE – 40 points
  - a. Present suggestions or striking fact that is simple in form and easily understood.
  - b. Shows extent to which 4-H involvement meets a fundamental need.
  - c. Promotes a decision and action.
- II. Interest and originality – 20 points
  - a. Present original, unusual or striking method of exhibition.
  - b. Holds interests of people until they have read or observed essentials of the message.
  - c. Defines clearly one central idea.
- III. APPEARANCE – 20 points
  - a. General appearance, artistic, neat and attractive
  - b. Can be viewed and read (if words are used) at a distance of 20'.
- IV. QUALITY OF DISPLAY MATERIALS – 20 points
  - a. Display must be made of material that will permit the banner to be rolled / folded and displayed repeatedly without damaging the banner.
  - b. Banner must be a minimum of 12 and a maximum 16 square feet, with a minimum of 3' on one side.
  - c. Banners must be hung with a rod or rope or hanging wire, strong enough to support the banner.

PREMIUMS: BLUE - \$40.00, RED - \$30.00, WHITE - \$20.00

## **4-H MISCELLANEOUS DEPARTMENT**

Jessica Hightower, Superintendent

**Entry & Conference Judging: Tuesday, July 27,  
8:30 a.m. – 11:30 a.m. ~ Bldg #2**

1. Read General Regulations and General Regulations 4-H & FFA Department.
  2. Each member may not exhibit more than 4 entries.
  3. Must be enrolled in the project for which display was made.
  4. Available only to members whose projects are not listed under other classes in the Fair book.
  5. Classes 491 thru 494 are not eligible for State Fair.
  6. Displays not listed under another project are allowed a maximum exhibit size: 36" wide x 24" tall by 36" deep.
  7. Displays must be able to stand on their own.
  8. Exhibitors must comply with state and federal laws. It is illegal to possess threatened or endangered wildlife, or the feathers, nests, or eggs of non-game birds. Game birds and game animals taken legally during an open season may be used. The use of live animals in educational exhibits is prohibited.
  9. Classes H-494 through H-499 are eligible for state fair exhibit if Junior, Intermediate or Senior Divisions.
- H-491. Display - Any eligible project (See rule #4)
- H-492. Posters - Any eligible project (See rule #4) Must be full sheet of standard poster board (approx. 22" x 28")
- H-493. Notebook – Any eligible project (See rule #4)
- H-494. Wildlife Notebook: Contents pertain to some phase, results, story of information about the wildlife project. Name, District, age, and year in project should be located in a prominent location on the exhibit.
- H-495. Wildlife promotional poster: Must be related to something learned in the wildlife project. (Flat poster board or Foam board no larger than 22" x 28")
- H-496. Educational Display: Must be directly related to the wildlife project. Maximum tri-fold size is 3' x 4'.
- H-497. Taxidermy / Tanning Exhibit: Should include an attachment that shows the work in progress through photos with captions, or a detailed journaling of the process.



- H-498. Shooting Sports Educational Display: Must be the standard tri-fold board only, not to exceed 3' wide x 4' tall. No "live" ammunition containing propellant or explosive powders may be used in any display! Artistic substitutes must be used in lieu of powder and "live" ammunition. Name, District, age and year in project must be displayed on the exhibit.
- H-499. Shooting Sports Promotional Display: Must promote 4-H Shooting Sports on a flat poster no larger than 22" x 28".

PREMUMS: BLUE - \$4.00, RED – \$3.00, WHITE - \$ 2.00

## **Special 4-H / FFA Classes**

### **These classes are non-premium classes**

#### **4-H/FFA MARKET ROUND ROBIN SHOWMANSHIP CONTEST**

Alicia Hampton, Superintendent

**Friday, July 30, 8:30 a.m. – Bldg #5**

**Open to 4-H / FFA Members**

1. Up to two showmen (per judge's discretion) from each four market species, sheep, swine, beef, and meat goat will be present to show their animal, and in turn show an animal of each of the other three species. The Champion Round Robin Showman will be the individual who shows all the species the best.
2. If a showman wins first or second in more than one species, he/she must choose which he/she will show. The showman next in line of the species not chosen will then participate in the contest as an eligible contender.
3. Once a person has won the Round Robin Competition, he or she is not eligible to compete in the Round Robin in the future. They are still eligible to show in the species showmanship competition.
4. Individual scores will be posted at the completion of the contest.
5. In case of a tie in final scoring, the contestant with the highest score in the species that they were chosen will win.

H-503 Round Robin Showmanship Contest

GRAND & RESERVE GRAND TROPHY:

**\*Special Award-A Belt Buckle will be awarded to the Grand Champion Round Robin contestant. Sponsored by the Bob Scherman Family**

#### **4-H/FFA HERDSMANSHIP**

Matt Brandt, Superintendent

**The Herdsmanship Award will be given to the 4-H/FFA Club that has complied with the rules of this award. This will include presenting your animals in the most attractive manner and proper care of livestock during the fair and other specific areas listed below.**

1. Judging will be done on a club/chapter basis by selected inspectors. Displays will be judged over each day of the fair.
  2. Beef, Bucket calf, Sheep, Swine, Goats and Dairy are the species evaluated for this contest.
  3. Herdsmanship inspections will be unannounced and unscheduled. No inspection will be made while showing livestock.
  4. The Herdsmanship judges will use the following scoring guide in judging Herdsmanship: 5 points for each bullet point
    - Animals are always clean with proper grooming, bedding and care apparent.
    - Animals are to be properly tied and penned.
    - Animals are to be fed and watered per rules of the barn.
    - Stalls/Pens/Cages are clean and neat. Bedding is clean and fresh. Feed/feed pans and buckets clean and in place.
    - All manure cleaned out and deposited in the designated areas.
    - Tack and feed area should be kept clean and neat.
    - Stall cards displayed neatly and complete.
    - Club signs are appropriate and neatly displayed.
- Exhibitor's share of the ally way should always be kept clean and free of equipment.
- Keep to a minimum - not too extravagant.  
Be practical with the arrangement.  
Be neat and balanced. (Ex. If 1 person displays ribbons, all members should.)

H-504 Herdsmanship

A monetary award and ribbon will be presented to the top club.

## **FAMILY & CONSUMER SCIENCE SKILLATHON**

Ann Yackle, Kathy Benne, Abby Hardwick, Superintendents

### **Entry & Judging Time:**

**Monday, July 26, 2:00 p.m. – 3:00 p.m. ~ Bldg #4**

1. Open to all 4-H members
2. This contest could be a part of the scoring used to select State Team.
3. Assistance for 4-Hers that need help in judging contests will be provided at the direction of the superintendent. Family members cannot help their own child and have the scores count for awards.

H-511. Consumer Judging Contest

A. 7 – 9 years      B. 10 – 13 years      C. 14 – older

## **ENTOMOLOGY JUDGING CONTEST**

Pamela Peckman, Superintendent

Krista Haley, 4-H Assistant

### **Entry & Judging Time:**

**Monday, July 26, 2:00 p.m. – 3:00 p.m. ~ Bldg #4**

1. Open to all 4-H members.
2. Contest is a walk through.
3. Assistance for 4-Hers that need help in judging contests will be provided at the direction of the superintendent. Family members cannot help their own child and have the scores count for awards.
4. There is no State Contest

H-521. Entomology Judging

A. 7 – 9 years      B. 10 – 13 years      C. 14 - older

## **CROPS IDENTIFICATION CONTEST**

Brenda Young, Superintendent

**Entry & Judging Time: July 26, 2:00 p.m. – 3:00 p.m. ~ Bldg #4**

1. Open to all 4-H and FFA members
2. This contest could be part of the scoring used to select State Judging Team.
3. Assistance for 4-Hers that need help in judging contests will be provided at the direction of the superintendent. Family members cannot help their own child and have the scores count for awards.

H-531. Crops Identification contest

A. 7 – 9 years      B. 10 – 13 years      C. 14 - older

## **LIVESTOCK JUDGING CONTEST**

John Menefee, Superintendent

**Friday, July 30**

**Registration 9:00 a.m. – Contest 9:30 a.m.**

**Livestock Show Arena Bleachers ~ Bldg # 5**

1. Open to all 4-H and FFA members.
2. Will have both placing and oral reasons classes.
3. This contest could be part of the score used to select the State Livestock Judging Team.
4. No pre-entry required.
5. Assistance for 4-Hers that need help in judging contests will be provided at the direction of the superintendent. Family members cannot help their own child and have the scores count for awards.

H-541. Livestock Judging Contest

A. 7 – 9 years      B. 10 – 13 years      C. 14 – older

## **PHOTO JUDGING CONTEST**

Corissa Uphoff, Superintendent

Franklin Gardner, 4-H Assistant

**Monday, July 26, 2:00 p.m. – 3:00 p.m. ~ Bldg #4**

1. Contest open to all 4-H members.
2. This contest could be part of the scoring used to select State Judging Team from 551- B & C
3. Assistance for 4-Hers that need help in judging contests will be provided at the direction of the superintendent. Family members cannot help their own child and have the scores count for awards.

H-551. Photo Judging Contest

A. 7 – 9 years      B. 10 – 13 years      C. 14 – older

## **RABBIT JUDGING CONTEST**

KaCasy Smotherman, Kandas Gainer, Superintendents

**Wednesday, July 28 following Rabbit Show**

H-561. Rabbit Judging Contest

A. 7 – 9 years      B. 10 – 13 years      C. 14 – older

## **AG CHALLENGE OF CHAMPIONS**

Jim Morgan Superintendents

**Friday July 30, 10:30 ~ Arena**

1. Open to all 4-H and FFA members. High point individual 16 years and over will represent Miami County at Kansas State Fair.
2. No pre-entry required.
3. Assistance for 4-Hers that need help in judging contests will be provided at the direction of the superintendent. Family members cannot help their own child and have the scores count for awards.
4. While contest is in session no communication between contestants.

H-570. Ag Challenge of Champions

## **Cloverbud Show & Share**

Kyra Uphoff, Superintendents

**Entry & Sharing: Tuesday, July 27,**

**1:30 p.m. – 2:00 p.m. ~ Bldg #2**

1. Must be an official Cloverbud Member with an enrollment card in the extension office.
2. Exhibits can be anything that Cloverbuds have made during their meetings and activities.
3. Cloverbuds are limited to 4 (four) entries.
4. Cloverbud exhibitors can show & share their item with a 4-H teen or adult volunteer.
5. Cloverbud Participants will be awarded a participation ribbon.
6. All entries, except pets (H-582), will be on exhibit for the duration of the fair.

H-580. Craft Item

H-581. Food Item

H-582. Pets-from approved Cloverbud pet list (amphibians, guinea pigs, dogs, ant farms, fish, cats, gerbils, mice, hamsters, rabbits, rats)

H-583. Garden or Flower Item

H-584. Other Cloverbud Activities

**We are**

**MORE**



**than just a Print Shop...**

***We are your Neighbor!***

Custom Wedding Invitations & Accessories, Birthday Cards  
& Invites, Anniversary Invitations, Business Cards, Letterhead,  
Envelopes, NCR Forms, Logos, Note Pads, EDDM Mailers, Banners,  
Brochures, Signs, Invitations, Calendars, Single Color to Full Color,  
Magnets, Raised Printing, Calendars, Post Cards, Graphic Design,  
Booklets, T-Shirts, Hats, Napkins, & MUCH MUCH MORE

***Niffie Printing Inc.***

***Full Service Print Provider With You In Mind***

**111 West Johnson**

**www.niffieprintinginc.com**

**niffieprinting99@yahoo.com**

Like us on **f** NiffiePrintingInc

**913.592.3040**

*Do you need a place to hold your next event?*



*Consider renting one of the fair buildings for your Wedding/Reception, Auction, Fundraiser, Day Camp or Craft Fair*

**We have rental options available**

**Building #2 offers:**

A large open area

Kitchen with appliances

Bathrooms, including family bathrooms

Side rooms (Offices)

A/C and Heat ~ Table and chairs

Maximum Capacity 400

**Building #4 offers:**

An open area, a Kitchenette with Stove and Refrigerator

Bathrooms

A/C and Heat ~Table and chairs

Maximum Capacity 200



**For Additional Rental Information**

**Contact:**

**Barb Fisher 913-731-5374**

**Loren McCrea 913-731-7836**

