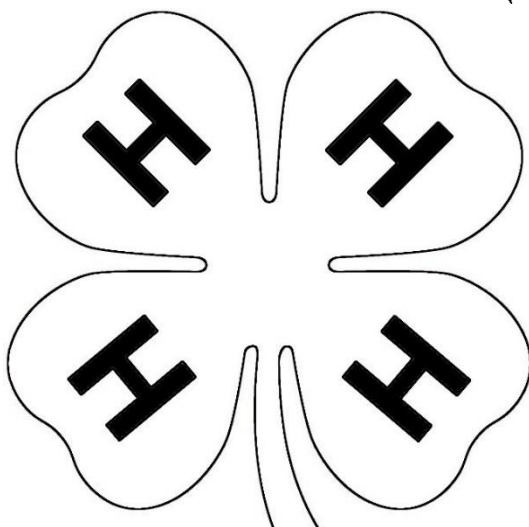





Miami County Fair & Rodeo

July 23 - 30
2022



Designed by Hudson Kirk of Progressive 4H Club

Index

2021 Auction Supporters	3
Miami County Fair Board of Directors	4
Paola Rotary Club Parade	6
Fair Program.....	7/8
General Rules and Regulations/ Health Requirements	9
Open Departments	
Agriculture.....	10
Horticulture	11
Bucket Calf	12
Dairy Cattle.....	12
Dairy Goat.....	12
Dog & Dog Agility.....	13
Farm Mechanics.....	14
Poultry / Pigeons & Doves	15
Ladies & Shepherd's Lead.....	15
Educational Booth.....	15
Open Class Exhibits	
Antiques.....	16
Art.....	16
Ceramics, Porcelain, China Painting.....	17
Clothing.....	17
Crafts	18
Crocheting & Knitting.....	19
Fiber & Fabric.....	19
Floriculture	20
Foods	21
King Arthur Baking Contest-Adult.....	22
Food Preservation	23
Photography	24
Quilting.....	26
Woodworking	26
Seeds for Kids.....	27
Recycling and Sustainability.....	27
Special Open Classes	
Kiddie Tractor Pull.....	28
Mutton Bustin	28
General Regulations – 4H & FFA.....	32
Market Animal Sale/Project Auction.....	33/34
4H & FFA Departments	
Beef	34
Bicycle Derby	55
Booths & Banners	73
Bucket Calf.....	36
Clothing.....	47
Crops & Garden	55
Crops Identification Contest.....	76
Dairy Cattle	36
Dog & Dog Agility.....	37
Energy Management-Electrical/Small Engines/Wind Management.....	57
Entomology.....	64
Entomology Judging Contest.....	76
Family & Consumer Science Skillathon.....	76
Fashion Revue	48
Fiber Arts	52
Fishing Skillathon	69
Floriculture	57
Forestry.....	66
Food and Nutrition	48
Food Preservation	49
Geology	67
Goat-Dairy.....	39
Goat-Meat	38
Home Environment.....	51
Horse.....	40
Livestock Judging Contest	76
Miscellaneous.....	74
Performing Arts	55
Pet Show.....	41
Photography	53
Photography Judging Contest.....	76
Poultry, Pigeons & Doves	42
Rabbit	43
Reading.....	54
4-H STEM	
Ag Mechanics	69
Architectural Block Construction	71
Robotics.....	63
Rocketry.....	59
4-H/FFA Farm Mechanics.....	72
Sheep	44
Shooting Sports.....	69
Swine	45
Visual Arts.....	51
Woodworking	63
Special 4-H Classes	
Ag Challenge of Champions.....	77
Herdsmanship	75
Round Robin.....	75
Cloverbud Show & Share	77

2022 AUCTION SUPPORTERS

Premium

Allen Farms
Beckman Motors
Brummel Farms
Chris and Lana Kettler
Cloverleaf Farms
Elliott Insurance
Family Center
Family Farm Ag
First Security Bank – Carl Gasper
1st Option Bank
Perfect Cut Lawn and Landscape
Foot Cattle Co
Hensley Coatings
Jenny Caruso
Steve Cutshaw
Landmark National Bank
McDowell Investments New Century Dodge
Paola Livestock Auction
People's Telecommunications
Queen's Price Chopper
R & R Equipment
Ryckert Farms
Silver Lining Herefords
Valley R Ag Service
Tricia Culbertson
Mark Nelson
Rick Stone Farm
Brad Kinaman
Richard Grandon
Stilwell Rock and Dirt
Heritage Tractor
Bonner Spring Animal Care

A special thank you to Paola Livestock Auction for providing base bids on all market beef and buying the non-sale animals. Woodson County Sheep Auction for buying non-sale pigs, sheep, and goats.

Project

Alexis Shaw
Allen Farms
Becky Lentz
Brenda Young
Brian Bollinger
Citizens State Bank
Cloverleaf Farms
Crystal Christian
Danna Schneider
Dennis Hinman
Edward Jones – Emily Menefee
Fenoughty Auction Service
1st Option Bank
First Security Bank – Carl Gasper
Grandon Farms
Hartford Auto And Ag
Heartland Propane
Jeff Haley
Jennifer Lamb
Jeremy Alexander
K Bar K Cattle Co
Landmark National Bank
Louisburg Attic Storage
Mark Strausbaugh
Matt Meek
Paul Haley
Paula Gardner
People's Telecommunications
R & R Equipment
Security Bank of KC
Sharon Wise
Silver Lining Herefords
Smail and Associates
Steve Cutshaw
Tom Shay
Twila Leonard
Windy Hill Farms

Thank you to Elliott Insurance Group for clerking the auction

Miami County Fair Board of Directors

P.O. Box 451
401 E. Wallace Park Drive
Paola, KS 66071
913-294-5090
www.miamicountykansasfair.com

President-----John Menefee
Vice President-----John Scherman
Secretary -----Emily McCrea
Assistant Secretary -----KaCasy Smotherman
Treasurer-----Barb Fisher
Assistant Treasurer-----Cathy Clayton
At Large-----Steve Cutshaw

Term Expires 9/30/2022

Emily McCrea	Cody Bruel
Beckie Dysart	Jerry Grandon
Brad Kinaman	KaCasy Smotherman
Adam Ward	

Term Expires 9/30/2023

John Bueker	Lloyd McCrea
Dennis Fenoughty	Loren McCrea
Barb Fisher	Matt Brandt
Justin Smail	

Term Expires 9/30/2024

Steve Cutshaw	Dan Hensley
John Scherman	Marcela Egea
Jake Gainer	Colby Reed
John Menefee	

Advisory Directors

Cathy Clayton	Quinton Ford
Laurie Swicegood	Max Menefee
Tracy Bueker	Courtney Cunningham
Bobbie Jo Debrick	Scott Wood

Honorary Directors

Lewis Sanders
Sharon Wise
George & Mary Lynn Hickman
Steve Haffener

**PROUD SPONSOR OF THE
MIAMI COUNTY FAIR**

**PAOLA
LIVESTOCK
AUCTION INC.**



**Locally Owned &
Operated**

**30,000 Cattle
Marketed Annually**

**Sale Every Friday 1pm
913-294-3335**

**For farm visits or trucking
arrangements call:**

Maurie Bourquin 913-294-4348

Josh Bourquin 913-731-4240

www.paolalivestockauction.com

**74th
PAOLA ROTARY CLUB
PARADE**

MIAMI COUNTY FAIR

Website: www.paolarotaryclub.org

**Wednesday, July 27, 2022
7:00 p.m.**

Parade Sponsored by Paola Rotary Club
Theme for This Year's Parade Will Be:

"Imagine"

Float Entries
Should Conform To the Theme

**"Imagine"
Program**

Recognition trophy for all Saddle Club participating with
10 or more horses and riders.....Trophy

Best groomed saddle horse or mule and rider
(Not in saddle club)Trophy---1st, 2nd, 3rd

Pony Hitches..... Trophy---1st, 2nd, 3rd

Best Decorated 4-H Float.....\$50.00, \$40.00, \$30.00
1st Place Club Name Displayed on Plaque at Fairgrounds

Best Open Class Float (Trophy 1st +) ...\$50.00, \$40.00, \$30.00

Antique Auto.....Trophy---1st, 2nd, 3rd

Antique/Classic Tractor.....Trophy---1st, 2nd, 3rd

Classic Auto.....Trophy---1st, 2nd, 3rd

All Entries should be submitted to Paola Rotary Club
Via Website www.paolarotaryclub.org

or mail to:

1312 Kansas Drive, Paola, KS 66071

By Wednesday, July 20, 2022

All prizes will be awarded as judged before the parade.
Parade assembles on Peoria Street.

Route of parade from City Hall west to Silver Street, south to
Wea Street, east to Pearl Street, south to Osage Street. Parade
will disband at the corner of Osage and Pearl. East Street, north
from Osage can be used for parade entries wishing to return
downtown.

Route Info and Entry forms available at:

www.paolarotaryclub.org

Line-up information is on the Paola Rotary Club website.

Parade sponsored by Paola Rotary Club

Contact: Ty McBride ~ 913-731-7077

Ty.McBride@OlatheHealth.org

FAIR PROGRAM

Sunday, July 17

8:00 a.m. ~ Register for the Benefit Horse Show - Arena

9:00 a.m. ~ Benefit Horse Show

Monday, July 18

9:00 a.m. ~ Fashion Revue Judging, Lighthouse Church

Tuesday, July 19

6:30 p.m. ~ 4-H Air Rifle/Pellet, BB & Air Pistol - Bldg. #3

Saturday, July 23

8:00 a.m. ~ Registration 4-H Pet Show & 4-H Fishing Skillathon

8:30 a.m. ~ Pet Show, and Fishing Skillathon

9:00 - 4:00 p.m. ~ Fairground clean-up and set up

2:00 p.m. ~ 4-H Bike Derby

5:00 p.m. ~ Barnyard Olympics & Entries - Bldg #5

Sunday, July 24

9:00 a.m. ~ 4-H Dog Entries

10:00 a.m. ~ 4-H Dog Show

1:00 p.m. ~ Open Dog Entries

2:00 p.m. ~ Open Dog Show (to follow 4-H show)

3:00 p.m. ~ 4-H Horse Show Entries - Arena

4:00 p.m. ~ 4-H Horse Show Judging

Monday, July 25

8:00 - 11:30 a.m. ~ Entry & Judging--4-H Visual Arts, Foods,
Photography - Bldg #2

9:00 - 11:30 a.m. ~ Entry & Judging 4-H Clothing - Bldg #4

8:00 - 9:00 a.m. ~ 4-H Favorite Food Show Entry - Bldg #2

8:00 - 11:00 a.m. ~ 4-H & Open Poultry & Pigeon Check-in

-Afternoon-

2:00 - 3 p.m. ~ 4-H Home Environment Entry/Judging at 3:00 p.m.
- Bldg #2

1:00 p.m. ~ Fiber Arts Entry and Judging - Bldg #2

2:00 - 3:00 p.m. ~ Entomology Judging Contest, Family & Consumer
Science Judging Contest, Photo Judging Contest, Crops
Identification Contest - Bldg #4

-Evening-

3:00 p.m. ~ Kiddie Tractor Pull registration.

3:30 p.m. ~ Southwest Dairy Mobile Classroom Milking Demonstration

4:00 p.m. ~ Sanctioned Kiddie Tractor Pull - Sponsored by Miami
County Farm Bureau Individually Age 4-12 - Bldg #5
Awards for 1st, 2nd & 3rd in each age division, winners
advance to KS State Fair

5:30 - 6:00 p.m. ~ King Arthur Baking Contest Entry

6:00 p.m. ~ Judging & Auction - King Arthur Baking Contest-Bldg #2

6:00 - 7:30 p.m. ~ Vet Check Entry & Weigh-in of 4-H/FFA Sheep &
Meat Goats

7:00 p.m. ~ Public Fashion Review - Building #4

10:00 p.m. ~ Exhibit Buildings Close

Tuesday, July 26

7:00 a.m. ~ 4-H/FFA Swine entry deadline and on grounds

7:30 - 9:00 a.m. ~ Check-in 4-H Rabbits - Bldg #6

8:00 - 9:00 a.m. ~ Entry & Weigh-in of 4-H/FFA Swine; mandatory
carcass scanning of all market swine

8:30 - 11:30 a.m. ~ Entry and Conference Judging of 4-H Projects:
Reading, 4-H STEM, Misc. Projects, Energy Management,
Entomology, Woodworking, 4-H/FFA Farm Mechanics &
Welding - Bldg #2

8:30 - 11:30 a.m. ~ Entry of 4-H & Open Booths & Banners

8:30 - 11:30 a.m. ~ Entry & Judging for 4-H Floriculture - Bldg # 3

8:00 - 10:00 a.m. ~ Entry of 4-H Crops & Garden - Bldg #3

8:30 - 10:30 a.m. ~ Entry and Judging of 4-H Geology - Bldg. #2

9:00 - 11:30 a.m. ~ Bucket Calf Entries

9:00 a.m. ~ Poultry Showmanship - Bldg #9

9:00 a.m. ~ Judging, 4-H & Open; Poultry and Pigeons & Doves

9:00 a.m. ~ 4-H/FFA Beef Entry on Fairgrounds

10:00 - 11:30 a.m. ~ Entry & Weigh-in of 4-H/FFA Beef; mandatory
carcass scanning of all market beef, sheep, goats

10:00 a.m. ~ Judging 4-H Crops & Garden - Bldg. #3

11:00 a.m. - 12:00 p.m. ~ Entry & Judging of 4-H Forestry - Bldg. #2

-Afternoon-

- 11:30 a.m. ~ Superintendents Luncheon provided by Paola Rotary Club -- by invitation only.
1:00 p.m. ~ Judging of Booths & Banners, 4-H & Open
1:30 p.m. ~ Cloverbud project Entry & Sharing - Bldg#2

-Evening-

- 4:00 p.m. ~ Ladies/Shepard's Lead Show
5:00 p.m. ~ 4-H/FFA Sheep Show
7:00 p.m. ~ 4-H/FFA Meat Goat Show
6:00 - 8:00 p.m. ~ Entry of Open Class Exhibits
7:00 - 8:00 p.m. ~ Free Entertainment
10:00 p.m. ~ Exhibit Buildings Close

Wednesday, July 27

- 7:30 a.m. ~ 4-H /Open Dairy Cattle & Dairy Goat Show Entries
8:00 - 11:00 a.m. ~ 4-H Rabbit Judging & Showmanship
8:00 a.m. ~ 4-H Dairy Cattle Show followed by the 4-H/FFA Dairy Goat Show followed by Open Dairy Cattle & Goat Show
9:00 a.m. - 10:00 a.m. ~ Open Class Bucket Calf Show check in, Bldg #5
9:00 a.m. ~ 4-H/FFA Beef Show
10:00 a.m. ~ Interview for Bucket Calf held in Bldg #2 in the fair board office annex

-Afternoon-

- 1:00 p.m. ~ 4-H Bucket Calf Show followed by Open Class Bucket show

(or 30 minutes after 4-H Beef Show concludes)

- 1:00 - 5:00 p.m. ~ Judging - Open Class: Including Open Class Horticulture and Agriculture

-Evening-

- 6:00 - 10:00 p.m. ~ Carnival - Wallace Park
7:00 p.m. ~ Rotary Fair Parade
8:00 p.m. ~ Kids Night - Bldg # 5 Kids up to age 9 - Fun Games!
8:00 p.m. ~ Draft Horse Pull - Donations appreciated
10:00 p.m. ~ Exhibit Buildings Close

Thursday, July 28

- 8:00 a.m. ~ Frontier Farm Credit Juice & Donuts
8:00 a.m. ~ 4-H/FFA Swine Show

-Afternoon-

- 3:00 p.m. ~ Performing Arts Entry - Bldg #4
3:30 p.m. ~ Performing Arts Judging - Bldg #4
3:00 - 3:30 p.m. ~ 4-H and Open Dog Agility Entry
4:00 p.m. ~ 4-H / Open Dog Agility Concurrently

-Evening-

- 6:00 - 10:00 p.m. ~ Carnival - Wallace Park
7:00 p.m. ~ Fair Sweetheart, Queen and Princess Crowning Mutton Bustin' - Rodeo Arena
10:00 p.m. ~ Exhibit Buildings Close

Friday, July 29

-Morning-

- 8:30 a.m. ~ Round Robin Showmanship
9:00 a.m. ~ Registration for Livestock Judging Contest
9:30 a.m. ~ Livestock Judging Contest
10:30 a.m. ~ Ag Challenge of Champions

-Evening-

- 3:30 p.m. ~ 4-H Project Sale CHECK IN - Bldg # 5
4:00 p.m. ~ 4-H Project Sale - Bldg # 5
5:00 p.m. ~ Buyer's Dinner
5:45 p.m. ~ Livestock Awards
6:00 p.m. ~ 4-H/FFA Livestock Sale
6:00 - 10:00 p.m. ~ Carnival - Wallace Park
7:30 p.m. ~ Miami County Fair Rodeo - Grand River Rodeo Co.
10:00 p.m. ~ Exhibit Buildings Close

Saturday, July 30

-Morning-

- 8:00 a.m. - 12:00 p.m. ~ Fairgrounds Clean up
6:00 a.m. ~ Release of Livestock
7:30 - 9:30 a.m. ~ Release of all Exhibits, Open & 4-H/FFA

-Evening-

- 6:00 - 10:00 p.m. ~ Carnival - Wallace Park
7:30 p.m. ~ Miami County Fair Rodeo-Grand River Rodeo Co.
9:00 p.m. ~ Silver Bullet Rodeo After Party
(Immediately following the rodeo)

GENERAL RULES AND REGULATIONS

Prescribed by the Board of Directors of the Miami County Fair Association for application in connection with the operations of all departments of the Fair.

All Exhibits/Exhibitors Are Subject to the Following Rules

1. The officers and Board of Directors shall have charge and control of the Fairgrounds during the Fair, shall be the supreme authority in the conduct of the Fair. The chairmen of the committees and department superintendents of the various departments will be in full control of the departments over which they are appointed and commissioned. They will be responsible for the special rules of their respective departments and their decisions will be final. The management reserves the right to amend and add to these rules as they, in their opinion, may deem advisable. In the event of a conflict of general and special rules, the latter will have precedence. Any person who violates any of the rules will forfeit all privileges and premiums.
2. Competition is open to all, regardless of residence. There will be no entry fee on exhibits and admissions to all exhibits will be free to the public.
3. Judging in all classes will be by competent, impartial and experienced judges. No person will be permitted to approach the judges while judging is in progress.
4. Entries MUST be the property of the exhibitor and entered in his or her name. All entries must be filed with the head of the departments and in place by time specified in department rules. An exhibit tag may be picked up at Extension Office, Fair Office, or from the Superintendent on the first day of the fair. Submitting the completed entry tag to the Superintendent will constitute entry. **Only one premium per entry is awarded.**
5. New classes will be added if five (5) like items are entered in the same age group.
6. In classes where there is no competition, the entry will be judged on its own merits and placed accordingly.
7. Decision of the judges will be final.
8. Where no rules appear to cover the situation, the secretary will ask the board to make a rule and define its application to the situation.
9. Livestock exhibitors must be on hand to show their livestock.
10. All departments are open class except the 4-H and FFA departments, which are limited to members of Miami County 4-H Clubs and FFA Chapters. Who shall not have reached their 19th birthday prior to January 1, 2022. Marital status does not affect eligibility.
11. Exhibits remain the property of the exhibitor and should be reclaimed at the close of the Fair. **Livestock animals that will not be sold in the premium auction will be released at 6:00 am Saturday, July 30th.**
12. **This includes Beef, Sheep, Swine, Goats, Poultry and Rabbits. Note: Incoming trailer traffic at the start of the fair – north to south on the east side of the tie barn. Saturday load out traffic going home – south to north on the east side of the tie barn. Barns need to be left clean. All exhibits are released from 7:30 – 9:30 a.m. Saturday July 30th. Premiums will be withheld if the exhibit is taken before release time.**
13. Every animal and article on the grounds shall be under the general control of the organization during the Fair. All exhibits at the Miami County Fair are entered and displayed at the risk of the exhibitor.
14. The Miami County Fair Board cannot accept responsibility for health, damage, or loss of an exhibit due to the conditions imposed by large crowds, arrangement of buildings in which displays are housed, and the number of exhibits. Individuals who have exhibits of great sentimental and/or monetary value should carefully consider whether such exhibits should be exposed to the hazards of the fair.
15. The Association will welcome exhibits which are entered for display only, or for which there are no premium offered if space is available.
16. There will be no charge for stalls or pens. The Fair Association reserves the right to withhold premium if Exhibitor does not clean and remove all manure, feed and bedding from his/her stalls and tie-out areas as directed by the Fair Association.
17. All animals must be fed, watered and cared for. The fair will not provide feed or feed pans and waterers.
18. Stalls and pens will be assigned on the basis of pre-entry. Pre-entry is due to the Miami County Extension Office July 1st. No stalls are guaranteed for those who do not pre-enter by the July 1st deadline. **Only pre-entered exhibits will be given stall space. No stalls will be reserved for tack.**
19. 4-H and FFA members may exhibit in the open livestock classes, provided they conform to the other rules of the open classes and cannot exhibit same animal in both.

20. All animals should conform to breed class standards. Open Class Bucket Calf, Poultry and Dairy may come for the day of the show and leave upon completion of showing. No stall will be guaranteed.
21. No smoking in the fair buildings.
22. No alcohol/open containers are permitted on the fairgrounds, unless in designated beer garden area.
23. All exhibits must be on the fairgrounds and animals in their stalls by designated entry time listed in the fair book.

HEALTH REQUIREMENTS

Livestock of Kansas origin

1. No health certificate is required. A Fair Board appointed inspector may inspect the animals at time of unloading or anytime thereafter. If there is evidence of contagious or infectious disease the animal will be removed from the fairgrounds.
2. **OUT OF STATE:** Any livestock showing which originate in other states must meet the Kansas import requirement. Trucks hauling these animals must stop at a Port of Entry. These exhibitors should have two copies of their health certificates, leaving one copy at the Kansas Port of Entry and taking one copy to the local fair.
3. Sheep and goats will be visually inspected by a Fair Board appointed inspector for sore mouth, infectious skin lesions (ringworm), club lamb fungus, and general health before they will be allowed to stall or weigh. This procedure is necessary to ensure that communicable diseases are not passed to other animals or participants.
 - a. The health check-in will take place in the North parking lot. Animals will be unloaded from the vehicle for the inspection.
 - b. Vehicles hauling sheep or goats will not be allowed entry to the fairgrounds prior to being inspected at the specified check in time. If an animal is found to be infected with fungal lesions, it must be removed from the fairgrounds immediately. The Fair Board appointed inspector shall have the authority to eliminate a lamb, ewe or goat that has made contact with an infected animal. If hauling livestock of other species in the same vehicle, the appointed inspector will have the authority to allow or deny their entry into the stalling barn.
4. Any animal may be required to undergo a health inspection at the Superintendent's request. The appointed inspector may order removal of any animal infected with or exposed to a communicable or contagious disease.

CAMPING AT THE FAIRGROUNDS

Quiet Hours: Midnight to 7a.m.

Camping spaces with electricity will cost \$75.00. Camping spaces without electricity will cost \$20.00. Spaces will be reserved on a first come basis.

PREMIUM LIST

The Miami County Fair

July 23,24,25,26,27,28,29,30

OPEN CLASS AGRICULTURE DEPARTMENT

Entry Time: Tuesday, July 26, 6:00 p.m. - 8:00 p.m.

Wednesday, July 27, 8:00 a.m. - 11:30 a.m.

Judging: Wednesday, July 27, 1:00 p.m. – 5:00 p.m. ~ Bldg. #3

1. Read General Rules.

700 - Crops

Yellow corn, common variety/10 ears	White corn, common variety/10 ears
Corn, uncommon varieties/10 ears	Popcorn variety/10 ears
Forage sorghum/10 head	Hybrid grain sorghum/10 heads
Soybeans/Bundle of 5	

701 – Baled Hay

Enter a 6 in. slice tied in 2 directions, or a 10 in. section cut from a round bale

Alfalfa	Brome	Clover
Prairie	Other	

702 – Crop Grain Samples

Exhibits shall consist of one (1) gallon wide mouth glass or clear plastic jar.

Wheat, any variety Barley, any variety Oats, any variety

703 – Hay Seed Samples

Exhibits shall consist of one (1) gallon open mouth glass jar.

Kansas Brome Grass	Red Clover	Sweet Clover	Alfalfa
Other Grass Seed			

PREMIUMS: BLUE - \$4.00, RED - \$3.00, WHITE - \$2.00

CHAMPION CROP – RIBBON ONLY

OPEN CLASS HORTICULTURE DEPARTMENT

Entry Time: Tuesday, July 26, 6:00 p.m. - 8:00 p.m.

Wednesday, July 27, 8:00 a.m. - 11:30 a.m.

Judging: July 27, 1:00 p.m. – 5:00 p.m. ~ Bldg. #3

1. Read general rules.
2. Trophy for best Horticulture Specimen
3. Plates are to be furnished by the exhibitor.
4. Exhibits must follow the rules outlined in the “Exhibiting Fruits and Vegetables” guide published by K-State Research and Extension.

Classes offered in each of the following age divisions. Age is by Jan 1 of the current year. (1) Youth 19 years and Under (2) Adult

710 - Vegetables

Beets, 5/plate	Carrots, 5/plate
Cucumbers 5/Plate	Garlic 5 bulbs
Green Snap Beans, 12/plate	Yellow Wax Beans 12/plate
Head of Cabbage	Okra 5/plate
Red Potatoes 5/plate	White Potatoes 5/plate
Yellow Onions 5/plate	Red Onions 5/plate
White Onions 5/plate	Cherry Tomatoes 5/plate
Standard Tomatoes 5/plate	Roma Tomatoes 5/plate
Yellow Tomatoes 5/plate	Grape Tomatoes 5/plate
Sweet Peppers 5/plate	Hot Peppers 5/plate
Jalapeno Peppers 5/plate	Eggplant
Summer Squash	Winter Squash
Zucchini	Pumpkins
Gourds	Sweet Corn 5/plate
Tallest Sunflower Stalk	Misc Vegetables
Largest Circumference Sunflower Head	

Garden exhibit, each exhibitor in this class will be limited to 4 sq. feet of space. Exhibit needs to be in a box, basket, or some type of container for display. Exhibit consists of 5 different fresh vegetables. Canned vegetables are not acceptable. Only one variety of specific vegetable may be exhibited. The numbers of different vegetables are to be as follows: Large – one each (watermelon, eggplant, squash, cabbage, pumpkin, cantaloupe or similar size vegetable) Medium – five each (cucumbers, peppers, tomatoes, okra, carrots, beets, potatoes, onions or similar size vegetables) If small fresh vegetables such as green beans are used as one of the five different vegetables, a dozen should be used for display.

711 – Fruits

Apples 5/plate	Blackberries 1-pint
Blueberries 1-pint	Peaches 5/plate
Pears 5/plate	Muskmelon
Watermelon	Misc. Fruit

712 – Extracted Honey

Extracted Honey also known as strained honey, is honey that has been separated from the comb by centrifugal force, gravity, straining, or other means. Honey entries shall consist of 1 glass canning pint jar with flat and ring. All jars must be plain and free of labels.

Light Extracted Honey

Dark Extracted Honey

713 – Fresh Culinary Herbs

Six (6) stems of ONE variety of fresh herbs exhibited in a disposable container of water.

Rosemary	Dill
Tarragon	Mint
Cilantro	Chives
Basil	Thyme
Sage	Stevia
Oregano	Any Other Herb

Salsa Ingredient-

Must contain at least five different salsa ingredients in a display (Example: tomatoes, peppers, hot peppers, peaches, apples, other local fruit, onions, garlic, herbs). This exhibit presented in a basket, colander, box, etc. Recipe for the salsa must include using the ingredients in display written on 3x5 card.

PREMIUMS: BLUE - \$4.00, RED - \$3.00, WHITE - \$2.00
CHAMPION HORTICULTURE -- RIBBON

OPEN CLASS BUCKET CALF

Entry Time: Wednesday, July 27, 9:00 a.m. – 10:00 a.m.

Judging: Wednesday, July 27, following 4-H/FFA Shows 4-H Bucket Calf Show

1. Stall space may be reserved on the basis of pre-entry. Online pre-entry due July 1st.
2. Exhibitor may arrive the day of the show and leave upon completion. No stall space will be guaranteed.
3. Animals shown in the 4-H/FFA Show are not eligible to show again in the open show, even if shown by a different exhibitor.
4. Bucket calf entries must be a weaned calf not nursing a cow.

720 – Bucket Calf

- Bucket Calf - Youth ages 5 -12 (as of bucket calf check-in at fair time). Participant must be able to handle and lead the calf without assistance. Calf cannot show in 4-H Division, open class will show after 4-H Bucket Calf classes, Check in Thursday at noon.

PREMIUMS: BLUE - \$8.00, RED - \$6.00, WHITE - \$4.00

OPEN CLASS DAIRY CATTLE DEPARTMENT

Entry Time: Wednesday, July 27, 7:30 a.m.

Judging: Wednesday, July 27, following 4-H Dairy Show.

1. All animals are to be registered and have papers to show superintendent.
2. Stall space may be reserved on the basis of pre-entry.
3. Entry forms available at the Miami County Extension Office, due July 1st.
4. Exhibits may arrive the day of the show and leave upon completion. No stall space will be guaranteed.
5. Bulls must be on nose lead.

730 – Ayrshire Dairy Cattle

731 – Brown Swiss Dairy Cattle

732 – Guernsey Dairy Cattle

733 – Holstein Dairy Cattle

734 – Jersey Dairy Cattle

Bull Calf, Junior and Senior

Bull, 1 year old and under 2

Bull, 2 years old and over

Jr. Heifer Calf born after March 1, 2022

Sr. Heifer Calf born between Sept. 1, 2021 and Feb. 28, 2022

Jr. yearling Heifer born between Mar. 1, 2021 and Aug. 31, 2021

Sr. yearling Heifer born between Sept. 1, 2020 and Feb.28, 2021

2 yr. old cows, born between Sept. 1, 2019 and Aug. 31, 2020

3 yr. old cows, born between Sept. 1, 2018 and Aug. 31, 2019

4 yr. old cows, born between Sept. 1, 2017 and Aug. 31, 2018

Aged cows, born before September 1, 2017

735 – Other Dairy Cattle Classes

Junior Get-of-Sire, to consist of 3 animals, all less than 2 years of age, and get of 1 sire, at least 2 must be female and must be owned by exhibitor.

Senior Get-of-Sire, to consist of 3 animals, at least 2 years of age, at least 2 females, 1 animal of which must be owned by exhibitor and get of one sire.

Production of dam, 2 animals of any age, either sex, the product of one cow.

Three best females, 3 animals, any age, all must be bred and owned by the exhibitor.

BREED CHAMPION & RESERVE -- RIBBON

SUPREME CHAMPION & RESERVE -- RIBBON

PREMIUMS: BLUE - \$8.00, RED - \$6.00, WHITE - \$4.00

OPEN CLASS DAIRY GOAT DEPARTMENT

Health Inspection Wednesday July 27, 7:30am

Judging: Wed., July 27, following Dairy Cattle and 4-H Dairy Goats

1. All animals are to be registered and have papers to show superintendent. **Dairy goats will be judged by ADGA standards.**
2. All goats must be identified with a registered tattoo or an official USDA Premise ID Tag. Kids under 8 weeks of age, accompanying their dams, are exempt from tagging requirements.
3. Animals will be released after show to go home.
4. Exhibits may come in the day of the show and may leave upon completion. No stalls will be guaranteed.

5. Dairy Goats will be divided by breeds: Alpine, Nubian, Toggenburg, La Mancha, Oberhasli, Saahen, Sable, Nigerian Dwarf and Grade.
6. There must be 3 or more animals of the same breed in order to have a separate breed division. Animals entered for which a separate breed division is not established will be shown in the Any Other Breed (A746OB) category.
7. All Goats must be inspected by the Fairboard appointed inspector in the designated area before pinning.

740 – Alpine Dairy Goats

741 – Nubian Dairy Goats

742 – Toggenburg Dairy Goats

743 – La Mancha Dairy Goats

744 – Oberhasli Dairy Goats

745 – Saahen Dairy Goats

746 – Sable Dairy Goats

747 – Nigerian Dwarf & Grade Dairy Goats

Junior Dairy Goat (0-3 months)

Junior Dairy Goat (3-6 months)

Junior Dairy Goat (6-12 months)

Junior Dairy Goat (12-24 months not in milk)

BEST OVERALL JUNIOR DOE – RIBBON ONLY

Senior Dairy Goat (12-24 months in milk)

Senior Dairy Goat (2-3 years)

Senior Dairy Goat (3-5 years)

Senior Dairy Goat (5 years and older)

BEST OVERALL SENIOR DOE – RIBBON ONLY

Best Dairy Herd – 3 Senior Does

Junior Get of Sire (3 Does from same sire)

Senior Get of Sire (3 Does from same sire)

748 – Other Dairy Goat Classes

Decorated Goat – Animal and Exhibitor dressed in costume or decorated accordingly, to the theme of choice.

Under 7 years of age

7 to 9 years of age

10 to 13 years of age

14 to 19 years of age

Adults

PREMIUMS: BLUE - \$8.00, RED - \$6.00, WHITE - \$4.00

OPEN CLASS DOG DEPARTMENT

Obedience and Showmanship - Sunday following 4-H Dogs

Entry Time: Sunday, July 22, 1:00 p.m. Show time: 2:00 p.m.

Judging: To follow the 4-H show

1. Current immunization record by a licensed veterinarian must be presented to the ring steward.
2. All dogs must be kept on lead at all times outside the show ring.
3. The dogs must be shown with 6-foot leather or nylon lead and training collar in obedience classes.
4. Dogs can show only one time in obedience, showmanship and agility classes.
5. Exhibitors must bring own equipment for Utility and Open A.
6. Dogs/handlers can be dismissed from the ring by judge due to
 - (a) Dog leaving ring or out of control;
 - (b) Dog being overly aggressive;
 - (c) Handler using abusive language or unsportsmanlike conduct.
 - (d) Baiting dog.

750 – Open Class Dog:

Showmanship

Pre-Novice Obedience

Novice Obedience

Graduate Novice Obedience

Open A

Open B

Utility

Agility

Entry Time: Thursday, July 28th 3:00 – 3:30 p.m.

Show at 4:00 p.m. 4-H / Open Show will run concurrently

Agility 1A - On-lead

Agility 1B - Off-lead

Agility 2 - Off-lead

Agility 3 – Off lead

PREMIUMS: BLUE - \$4.00, RED - \$3.00, WHITE - \$2.00

OPEN CLASS

FARM MECHANICS DEPARTMENT

Entry Time: Wednesday, July 27, 8 a.m. to 11:30 a.m.

Judging: Wednesday, July 27, 1:00 p.m.

1. Entries must be made in current year.
2. Exhibits must be made or repaired for farm use.

760 – Farm Mechanics

Open Class Farm Mechanics

PREMIUMS: BLUE - \$12.00, RED - \$8.00, WHITE - \$5.00

OPEN CLASS POULTRY DEPARTMENT

Entry Time: Monday, July 25, 8:00 a.m. - 11:00 a.m.

Judging: Tuesday, July 26 -- 9:00 a.m.

1. Must check in with superintendent before animals are caged.
2. All entries must be single birds of pens except as otherwise provided.
3. Stock showing symptoms of disease will be excluded.
4. All birds (excluding waterfowl & pigeons) MUST be tested for pullorum typhoid within 90 days prior to show. Pullorum Testing will be held July 12th from 4:00 p.m. to 6:00 p.m. at the Fairgrounds **No Testing will be available during the fair.** Exhibitors must bring paperwork to show birds have been tested. Birds must have papers prior to putting in pen.
5. The latest Standard of Perfection will be used in judging.
6. The terms cock, cockerel, hen, pullet, and pen are defined as:
Cock - male bird over a year old.
Cockerel - male bird under one year.
Hen - female bird over a year old.
Pullet - female bird under one year.
Pen - 3 birds same sex.
7. Each Exhibitor is limited to 8 birds.
8. Birds entered in single classes will not be permitted to show as part of a pen, nor will birds composing pens be permitted to show for single prizes.
9. No unworthy specimen will be awarded a premium whether by competition or not.
10. Online Pre-Entry due July 21st.
11. Exhibitors are responsible for the care and feeding of their exhibits.
12. Ducks will be a carrier show and allowed to leave as soon as judging is completed on Tuesday. Duck champions can stay for display purposes. Poultry will be able to leave after showing on Tuesday, July 26th. Open Class poultry will only be allowed to stay for the fair if there are sufficient poultry cages.

770 – Poultry

Standard Breeds; Large Fowl: 1 young bird of either sex

Standard Breeds; Large Fowl: 1 old bird of either sex

Standard Breeds; Bantams: 1 young bird of either sex

Standard Breeds; Bantams: 1 old bird of either sex

Meat Pen, Pen of 3. Standard Breed or Strain Cross Birds of same sex. To be judged on meat production qualities only.

Production Pullets; Pen of 3: Standard Bred, crossbred or strain crosses pullets to be judged on egg production qualities.

Production Hens; Pen of 3: Standard Bred, crossbred or strain crosses pullets to be judged on egg production qualities

Dual purpose pullets; Pen of 3: Such as Rhode Island Reds, New Hampshire, Plymouth Rocks, etc.

Dual purpose hens; Pen of 3: Such as Rhode Island Reds, New Hampshire, Plymouth Rocks, etc.

Turkeys, All Breeds; One bird of either sex

Ducks; Call or Bantam; all breeds, one bird of either sex

Ducks; all breeds, one bird of either sex

Geese; all breeds, one bird of either sex

Guineas; all breeds, one bird of either sex

These classes will be judged primarily based on exhibition qualities as described in the "American Standard of Perfection" of the American Poultry Association.

Game Birds (Quail & Pheasant)

CHAMPION, EACH CLASS: Ribbon

GRAND CHAMPION: Ribbon

PRIMIUMS: BLUE - \$4.00, RED - \$3.00, WHITE - \$2.00

OPEN CLASS PIGEONS AND DOVES

Entry Time: Monday, July 25, 9:00 a.m. -11:00 a.m.

Judging: Tuesday, July 26, 9:00 a.m.

1. You must check in with superintendent before putting birds in cages.
2. All entries must be single birds.
3. Stock showing symptoms of disease will be excluded.
4. Exhibitors may not enter more than two birds per class regardless of breed. **Each exhibitor is limited to eight birds.**
5. Judging will be by comparison only using latest standards of the National Pigeon Association.
6. Classes will be offered for all standard breeds approved by the National Pigeon Association. Designate breed on your entry.

771 - Pigeons

Old Cock (over 1 year)

Young Cock (under 1 year)

Old Hen (over 1 year)

Young Hen (under 1 year)

Grand and Reserve: RIBBON

PREMIUMS: BLUE - \$4.00, RED - \$3.00, WHITE - \$2.00

Open Class Ladies & Shepherd's Lead

Vet Check, Entry & Weigh In: Monday, July 25, 6:00 p.m. – 7:30 p.m.

Show: Tuesday July 26 4:00 p.m.

1. All sheep entered in this contest must be on the fairgrounds and gone through Vet Check during 4-H Sheep entry time: Monday, July 25 6- 7:30 p.m. The objective of this class is to present sheep and their byproduct, wool, in the most attractive manner. It will give the spectators a real opportunity to view well-groomed sheep shown at halter by attractively dressed exhibitors wearing wool garments.
2. Must meet all general rules for sheep. They do not need to be owned by the exhibitor. They may be borrowed for the event. Sheep should be conditioned, fitted, and trained to show halter.
3. Entrants must furnish their own garment or costume, which must be made of a majority of wool, excluding accessories.
4. Entrants should select a garment or costume that will lend elegance to the class. Entries will be judged on Costume, Poise, and Appearance (75%) and the control and presentation of the sheep (25%)
5. **A 100-word resume of your background and activities and also a description of the garment should be turned into the Fair Office with your entry by 3:30 p.m., Tuesday, July 26.**
Sheep may also be decorated in a unique or creative way to coordinate with your garment and add interest to the contest.

780 – Ladies Lead

781 – Shepherd's Lead

Under 7 years of age

7-9 years of age

10-13 years of age

14-19 years of age

Adults

CHAMPIONS, each class: Ribbon

PREMIUMS: GRAND \$8, RESERVE \$6, BLUE \$5, RED \$4, WHITE \$3

OPEN CLASS EDUCATIONAL BOOTH

DEPARTMENT

Entry Time: Tuesday, July 27 - 8:00 a.m. to 11:30 a.m.

Judging: Tuesday, July 26 - 1:00 p.m. – Bldg #3

Booths in this class must demonstrate or illustrate some phase of better agriculture, Family & Consumer Science or Youth Programs.

1. This class is open to organized groups such as FFA, FCCLA, Community Clubs, Boy Scouts, Girl Scouts, etc.
2. Limit 1 entry per organization.
3. Online Pre-Entry due July 21st

4. Booths will be fitted into a 6' x 6' area.
5. Booths will be placed into quality groups of blue, red and white.
6. Release time is 7:30 a.m. – 9:30 a.m. Saturday

800 - Open Class Educational Booths.

PREMIUMS: Blue - \$30, RED - \$25, WHITE - \$15

OPEN CLASS ANTIQUE & COLLECTIBLE DEPT.

Entry: Tuesday, July 26 – 6:00 p.m. – 8:00 p.m.

Wednesday, July 27 – 8:00 a.m. – 11:30 a.m.

Judging: Wednesday, July 27 – 1:00 p.m. – Bldg #2

1. Exhibit must be marked plainly with exhibitor's name & address.
2. No one exhibitor shall enter more than one entry in any one class. A set of items should be entered as one exhibit.
3. Not responsible for loss of any kind.
4. Entry should be a different article each year.
5. Previously entered items cannot be entered again by anyone.
6. **No weapons of any kind (guns, knives, hatchets, etc.) may be entered in any class.**

810 – Antiques & Collectibles

Advertising Icon	Antique Clock
Banks	Black & White photo and Tin Types
Book	Bottle
Candlesticks	Camera or Equipment/Accessories
Canning Jars	China, single piece
Clothing	Coins
Cookie Jar	Crockery
Depression Glass	Doll
Fishing	Furniture, small piece
Glass, single piece	Handwork, embroidery or crocheted
Indian Relic	Jewelry
Kitchen Tool	Lamp
Musical Instruments	Old Documents
Picture	Pottery
Purse	Quilt or Bedspread
Sewing Tools	Silver Farm or Hand Tools
Sports	Stoneware
Toy	Trunk
Vase	Memorabilia
Watch-Pocket or Other	Other

Grand and Reserve Grand – RIBBON

PREMIUMS: BLUE - \$4.00, RED - \$3.00, WHITE - \$2.00

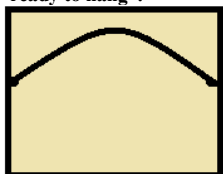
OPEN CLASS ART DEPARTMENT

Entry: Tuesday, July 26 – 6:00 p.m. – 8:00 p.m.

Wednesday, July 27 – 8:00 a.m. – 11:30 a.m.

Judging: Wednesday, July 27 – 1:00 p.m. – Bldg #4

1. Exhibit must be marked plainly with the name and address of exhibitor and with fair entry tag.
2. No one exhibitor shall enter more than two entries in any one class, and no more than six in the department. The exhibit should be a different piece of art each year.
3. Not responsible for loss of any kind.
4. Computer generated art will not be accepted for entry.
5. **NO WET PAINTINGS.** All articles should be matted and framed and MUST have a sturdy hanger. Wire hangers are needed for large pieces of artwork in order to display. *Artwork not ready to hang will not be judged or displayed. "Ready to hang" implies study hanger that will stay on hook throughout the fair.*
6. **If work is meant to hang, it must have wire across the frame to be able to hang from an S hook (Barn Quilts Excluded). Artwork should be matted and framed. No scotch tape, duct tape, masking tape, paper clips, etc. allowed. Superintendent will make decision if art item is "ready to hang".**



7. Size limit 20 x 24 inches for framed art, 24 x 24 inches for barn quilts.

Classes offered in each of the following age divisions. Age is by Jan 1 of current year.

- | | |
|------------------------------------|------------------------------------|
| Division 1 – Under 7 years of age | Division 4 – 14 to 19 years of age |
| Division 2 – 7 to 9 years of age | Division 5 – Adults |
| Division 3 – 10 to 13 years of age | |

820 - Two-dimensional Fine

Art

- | | |
|--------------------------|-----------------------------------|
| Oil or Acrylic Painting | Pen, Pencil, or Graphite Drawing |
| Watercolor | Colored Pencils of Marker Drawing |
| Pastels/Charcoal (chalk) | Crayon |

821 - Calligraphy

822 - Other Art

- 3-D Art (sculpture, bowl, etc.)
- Design/Print Making (focus on: line, shape, form, words)
- Cartooning
- Mixed Media (more than one form – Sketched, Painted)
- Barn Quilts (painted on wood)

PREMIUMS: BLUE - \$4.00, RED - \$3.00, WHITE - \$2.00

OPEN CLASS CERAMICS, PORCELAIN, CHINA PAINTING DEPARTMENT

Entry Time: Tuesday, July 26 – 6:00 p.m. – 8:00 p.m.

Wednesday, July 27 – 8:00 a.m. – 11:30 a.m.

Judging: Wednesday, July 27 – 1:00 p.m. – Bldg #4

1. Exhibit must be marked plainly with name and address of the exhibitor, also with a fair entry tag.
2. No one exhibitor shall enter more than one entry in any one class.
3. All Ceramics are to be the sole work of the entrant completed within the last 12 months.
4. Not responsible for accidents of any kind.
5. Exhibitors should bring plate holder

Classes offered in each of the following age divisions. Age is by Jan 1 of current year.

- | | |
|------------------------------------|------------------------------------|
| Division 1 – Under 7 years of age | Division 4 – 14 to 19 years of age |
| Division 2 – 7 to 9 years of age | Division 5 – Adults |
| Division 3 – 10 to 13 years of age | |

830 – Ceramics

- Under Glazing Ceramics
- Glaze Ceramics
- Combination (Glaze & Stain) Ceramics
- Ceramics Overglaze and/or Decal
- Opaque Ceramics Stain
- Translucent & Chalking Ceramics Stain
- Dry Brushing Ceramics Stain
- Creative Ceramics

831 – Porcelain

832 – China Painting

833 – Holiday Deco and Pottery

- Holiday Decorations and Pieces
- Pottery, Hand Built

Grand and Reserve Grand – RIBBON

Premiums: BLUE - \$4.00, RED - \$3.00, White - \$2.00

OPEN CLASS CLOTHING DEPARTMENT

Entry: Tuesday, July 26 – 6:00 p.m. – 8:00 p.m.

Wednesday, July 27 – 8:00 a.m. – 11:30 a.m.

Judging: Wednesday, July 27 - 1:00 p.m. – Bldg #4

1. Every article exhibited must have been made by the exhibitor in the past three years. Exhibit should be a different item each year.
2. Not more than one article may be entered in any classification by one person.
3. Bring pattern guide sheet to leave with garment

Classes offered in each of the following age divisions. Age is by Jan 1 of current year.

Division 1 – Under 7 years of age Division 4 – 14 to 19 years of age
Division 2 – 7 to 9 years of age Division 5 – Adults
Division 3 – 10 to 13 years of age

840 – Female Clothing Garments

841 – Male Clothing Garments

1-Piece Outfit
2-Piece Outfit
3-Piece Outfit
Other

842 – Quilted Clothing Garments

Shirt
Purse
Blouse
Jacket
Vest
Item
String Piece Item

843 – Clothing Miscellaneous

Pillows
Stuffed Toys
Christmas Decorations, Sewing
Soft Sculpted Doll
Doll Dress or Costume
Purse
Home Décor Item
Other
Grand and Reserve Grand – RIBBON
PREMIUMS: BLUE - \$4.00, RED - \$3.00, WHITE - \$2.00

OPEN CLASS CRAFTS DEPARTMENT

Entry: Tuesday, July 26 – 6:00p.m. – 8:00 p.m.

Wednesday, July 27 – 8:00 a.m. – 11:30 a.m.

Judging: Wednesday, July 27 - 1:00 p.m. – Bldg #4

Exhibit must be marked plainly with the name and address of the exhibitor; also, with a fair entry tag.

1. No exhibitor shall enter more than two entries in any one class. The exhibit should be different pieces each year. **Limit total number of craft entries to 10 per exhibitor**
2. Not responsible for loss of any kind.
3. **Put small items in plastic bag to exhibit (beads, jewelry, etc.).**
4. **Any craft with multiple pieces must be in a clear sealed plastic bag including large lego items or will not be accepted for entry (gallon or 2-gallon bag maximum).**
5. **Display area limited to 18 inches wide on wooden shelf. No items larger than 18 inches wide will be displayed.**

Classes offered in each of the following age divisions. Age is by Jan 1 of current year.

Division 1 – Under 7 years of age Division 4 – 14 to 19 years of age
Division 2 – 7 to 9 years of age Division 5 – Adults
Division 3 – 10 to 13 years of age

850 – Crafts made by different materials

Plastic Craft Metal Craft
Bead Craft Jewelry Bead Craft Other
Recycle Craft Item Paper Craft
Fabric Craft Duct Tape Craft

851 – Home Décor

Decoupage Wreaths
Dream Catchers Candles
Christmas Ornaments Plastic Sun Catchers
Steppingstone

852 – Wood, Natural Materials, Glass

Native/Natural materials Woodcrafts
Woodburning Wood Carving
Stained Glass Other Glass
Leather

853 – Clothing & Accessories

Decorated Shirt Decorative Hats
Decorative Headbands Jewelry, cast or welded

854 – Other Crafts

Fabric/String Weaving	Other Weaving
Molded Clay, Play dough, or other materials	
String Art	Sand Art
Tie-Dyed	Legos
Paper Mache	Other

Grand and Reserve Grand – RIBBON

PREMIUMS: BLUE - \$4.00, RED - \$3.00, WHITE - \$2.00

OPEN CLASS CROCHETING & KNITTING DEPT.

Entry: Tuesday, July 26 - 6:00 p.m. – 8:00 p.m.

Wednesday, July 27 - 8:00 a.m. – 11:30 a.m.

Judging: Wednesday, July 27 – 1:00 p.m. – Bldg #4

1. Every article exhibited must have been made in the past three years. Exhibit should be a different item each year.
2. Not more than one article may be entered in any classification by one person.
3. Exhibits must be made by the exhibitor.
- 4.

Classes offered in each of the following age divisions. Age is by Jan 1 of current year.

Division 1 – Under 7 years of age	Division 4 – 14 to 19 years of age
Division 2 – 7 to 9 years of age	Division 5 – Adults
Division 3 – 10 to 13 years of age	Division 6 – Adults 75+

860 – Crocheting

Afghan	Baby Afghan
Tablecloth	Linen
Doilies	Edgings
Doll Clothes	Sweater or Wrap Apparel
Bag	Slippers
Hat or Cap	Other Wearing Apparel
Household Accessories	Crocheted Beads
Other	

Beginner's Class – Any item finished by a beginning crocheter in the last 24 months

861 – Knitting

Knitted Afghan	Baby Afghan
Doll Clothes	Sweater or Wrap Apparel
Bag	Slippers
Hat or Cap	Other Wearing Apparel
Bedroom Slippers	Other

Beginner's Class – Any item finished by a beginning knitter in the last 24 months

Grand and Reserve Grand - RIBBON

PREMIUMS: BLUE - \$4.00, RED - \$3.00, WHITE - \$2.00

OPEN CLASS FIBER AND FABRIC DEPARTMENT

Entry: Tuesday, July 26 – 6:00 p.m. – 8:00 p.m.

Wednesday, July 27 – 8:00 a.m. – 11:30 a.m.

Judging: Wednesday, July 27 - 1:00 p.m. – Bldg #4

1. Every article exhibited must have been made in the past three years. Exhibited should be a different item each year, and not previously exhibited at Miami County Fair.
2. Only one article may be entered in any class by one person. Exhibits must be made by the exhibitor.

Classes offered in each of the following age divisions. Age is by Jan 1 of current year.

Division 1 – Under 7 years of age	Division 4 – 14 to 19 years of age
Division 2 – 7 to 9 years of age	Division 5 – Adults
Division 3 – 10 to 13 years of age	

870 – Embroidery

Cross-Stitch – Made from Kit	Embroidery – Made from Kit
Cross-Stitch – Original	Embroidery – Original
Cross-Stitch – Made from Pattern	Embroidery – Made from Pattern

Counted Cross-Stitch – Made from Kit

Counted Cross-Stitch – Made from Pattern

Counted Cross-Stitch – Original

Machine Embroidery – Made from Kit

Machine Embroidery – Made from Pattern

Machine Embroidery – Original

Other

871 – Needlepoint

Made from Kit
Original

Made from Pattern

872 – Applique

Machine Applique – Made from Kit
Machine Applique – Made from Pattern
Machine Applique – Original
Other

873 – Canvas Needlepoint

Made from Kit
Original

Made from Pattern

874 – Rug

Crocheted Rug
Hooked, Tufted Rug

Braided Rug
Other

875 – Textile Painting

Linens
Wearing Apparel

Wall Hangings
Other

876 – Item made by an individual over 75

Quilt
Knitting

Crocheting
Other

877 – Miscellaneous

Fiber and Fabrics – Original Creative Design
Fiber and Fabrics – Other Misc.

Grand and Reserve Grand – RIBBON

PREMIUMS: BLUE \$4.00, RED - \$3.00, WHITE - \$2.00

OPEN CLASS FLORICULTURE DEPARTMENT

Entry: Tuesday, July 26 - 6:00 p.m. – 8:00 p.m.

Wednesday, July 27 - 8:00 a.m. – 11:30 a.m.

Judging: Wednesday, July 27 – 1:00 p.m. – Bldg #3

1. Entry is open to all novice gardeners.
2. All entries in flower and horticulture classes must be grown by the exhibitor or must have been in their possession at least three months.
3. If in the opinion of the Judge, the entry or entries for any award are not up to a standard worthy of first prize, the prize awards will be made as the Judge may consider proper.
4. Exhibitors shall furnish all vases or other receptacles properly identified, with name and address. Vases should be uniform with size of flowers.
5. All flowers should be arranged in containers and ready for display when brought for exhibit.
6. No foreign foliage or leaf foliage should be in the water. The part of the stem in the water should not have leaves on it.
7. All flowers should have correct name of flowers exhibited and class on entry slip. Only one entry will be allowed in each class.
8. All fresh material used in arrangements must be garden grown and arrangements must be made by the exhibitor.
9. The decision of Judges will be final.
10. Remove stamen from lily before bringing to fair to exhibit.

Classes offered in each of the following age divisions. Age is by Jan 1 of current year.

Division 1 – Under 7 years of age

Division 4 – 14 to 19 years of age

Division 2 – 7 to 9 years of age

Division 5 – Adults

Division 3 – 10 to 13 years of age

880 – Flowers

Cleome
Gladiolus, one spike
Perennial Lily
Marigold, Large
Roses, Tea
Roses, other
Zinnias, large
Any Flower not listed

Dahlia, one stem
Bulb Lily
Marigold, small
Petunia
Roses, Cluster of Floribunda
Zinnias, small
Mixed Display

881 – Plants

African Violet, double bloom	African Violet, single bloom
Begonia	Foliage
Fern	Vine

882 – Cactus & Succulents

Cactus, one plant	Cactus, 3 varieties or more
Succulent, one plant	Succulent, 3 varieties or more
Cactus & Succulent Combination	

883 – Baskets & Planters

Any potted plant not listed	Hanging Basket, one variety
Hanging Basket, more than one variety	
Mixed Container	Patio Plant, one variety
Patio Plant, 3 or more varieties	Tropical Plants, non-blooming
Tropical Plant, Blooming	

884 – Arrangements

Purchased Flowers	Kitchen Container Arrangement
Arrangement for Luncheon Table	Patio Arrangement
Arrangement using Driftwood	Dried Material Arrangement*
Silk Flowers Arrangement	Terrariums
Miniature Arrangement	All Foliage Arrangement
Fairy Garden	Butterfly Gardent
Wildflowers	

*Trophies will be awarded for the best arrangement entry, best plant and for best flower.

Grand and Reserve Grand – RIBBON

PERMIUMS: BLUE - \$4.00, RED - \$3.00, WHITE - \$2.00

OPEN CLASS FOODS DEPARTMENT

Entry: Tuesday, July 26 - 6:00 p.m. – 8:00 p.m.

Wednesday, July 27 - 8:00 a.m. – 11:30 a.m.

Judging: Wednesday, July 27 – 1:00 p.m. – Bldg #4

1. Place baked products on 6-inch paper plates or covered cardboard, and in clear plastic bag. Zip lock and twist ties are good closures. No dry-cleaning bags. For larger items use oven roasting bags or cake boxes. Pies must be in **Aluminum pie plates**. **Food items MUST** be covered. Entries will be refused if not properly covered and in disposable container.
2. Foods which require refrigeration such as custard type filling and frostings must not be exhibited for safety reasons.
3. Except for a small portion for display, food may be taken home AFTER food judging is completed. Food must be picked up by 9 a.m. Thursday morning.
4. All unfrosted cakes should be exhibited in an upright position with crust shown.
5. Use standard sized pans for baked products. No small or mini pans.
6. No cream cheese, bacon, or fresh fruit as garnish.
7. No exhibitor shall enter more than 2 entries in any one class.

Classes offered in each of the following age divisions. Age is by Jan 1 of current year.

Division 1 – Under 7 years of age	Division 4 – 14 to 19 years of age
Division 2 – 7 to 9 years of age	Division 5 – Adults
Division 3 – 10 to 13 years of age	

890 – Healthy Foods

891 – Quick Breads

Muffins, 3	Coffee Cake
Nut or Loaf Bread	Biscuits, 3
Scones	

892 – Yeast Breads

White Bread, 1 loaf	Whole Wheat Bread, 1 loaf
Rye Bread, 1 loaf	French Bread, 1 loaf
Italian Bread, 1 loaf	Other Yeast Breads, 1 loaf
Bread made in Bread Machine, 1 loaf	

893 – Yeast Rolls or Cakes

White Rolls, 3
Rye Rolls, 3
Sweet Rolls, 3

Whole Wheat Rolls, 3
Combination Flour Rolls, 3
Coffee Cake

894 – Youth Baking Contest

Double Crust Fruit Pie – full size pie (8, 9 or 10" pie.) Double Crust fruit pies only. Type of pie is limited to pies that are safe to exhibit at the fair. No cream or custard pies. Pies must be in disposable pan. Pie recipe is required with entry on a 3 x 5" index card.

Junior/ Youth Category – (these entries will be judged by Open Class Foods Judges on Wed., afternoon)

Prizes – Provided by Miami County Fair Board

1st place: \$25

2nd place: \$15

3rd place: \$10

All winners receive a ribbon.

895 – Foam Cakes

Angel Food, no icing
Sponge, no icing
Chiffon, no icing

Angel Food, glaze or icing
Sponge, glaze or icing
Chiffon, glaze or icing

896 – Shortened Cakes

One 8" or 9" square or round single layer cake with icing

White

Chocolate

Other, with icing

Other, without icing (ex. Bundt cake)

897 – Cupcakes (3 cupcakes are an exhibit)

Cupcakes

Decorated Cupcakes

898 – Cake Decorating (Wedding, anniversary, etc.)

Decorated Tiered Cake, wedding, anniversary, etc, (doesn't have to be cake)

Decorated Cake, not tiered, special occasion, (cake)

Decorated Novelty Cake, lamb, house, bell, etc. (cake)

Donated by Miami County Fair Board; for class 898 only

Best of Class Adult Cake Decorating --\$20.00

Best of Class Youth Cake Decorating --\$20.00

899 – Cookies/Brownies (3 cookies are an exhibit)

Bar

Drop

Pressed

Refrigerator

Molded

Rolled

Decorated

No-Bake

Other Cookies

Brownies

900 – Pies

Fruit

Other(nothing that requires refrigeration)

901 – Candies

Party Mints

Divinity

Fudge

Microwave

Peanut Brittle

Misc

902 – Other Food Classes

Gluten Free Food Product

Grand and Reserve Grand

PREMIMUNS: Blue - \$4.00. Red - \$3.00, White - \$2.00

OPEN CLASS KING ARTHUR FLOUR BAKING CONTEST

Entry: Monday, July 25 – 5:30 p.m.

Auction after Judging – Bldg #2

Judging: 6:00 p.m.

1. Limited to: **Double Crust fruit pies only.** Type of pie is limited to pies that are safe to exhibit at the fair. No cream or custard pies. Pies must be in disposable pan. Pie recipe is required with entry on a 3 x 5" index card.
2. Exhibitor must **bring the opened bag of King Arthur Flour or submit a UPC label from the flour bag** when he/she submits the entry. Exhibitor must be Adult-Division 5: 20 years old and up.
3. Pie entry is open to individual or groups.
4. Judging criteria will be based on 100 points possible.

Taste- 50 points, Overall Appearance/Creativity-25 points, and Texture-25 points.

5. The 1st place prize Pie will be presented to the Fair Board President at the conclusion of the judging.
6. All baked goods will be donated to Fair Board and will be auctioned following the judging. Money will be donated to the Miami County Fair Association.
7. Baked item must be made by exhibitor.
8. Exhibitor may have multiple entries in the baking contest

903 – King Arthur Flour Baking Contest

Division 5- Adult Only

Double Crust Fruit Pie

Adult Category – (judged by a select panel of judges including the Fair Board President on Monday night)

1st place: \$75 gift certificate to kingarthurfLOUR.com

2nd place: \$50 gift certificate to kingarthurfLOUR.com

3rd place: \$25 gift certificate to kingarthurfLOUR.com

All winners receive a gorgeous ribbon.



OPEN CLASS

FOOD PRESERVATION DEPARTMENT

Entry: Tuesday, July 26 – 6:00 p.m. – 8:00 p.m.

Wednesday, July 27– 8:00 a.m. – 11:30 a.m.

Judging: Wednesday, July 27, 1:00 p.m. – Bldg #4

1. Recommended method of processing must be used. Open kettle processed fruits and vegetables will not be accepted.
2. Exhibits must be in **CLEAR** standard jelly glasses, half pints, pint, pint and one-half, and quart jars, and must be clean and sealed. Colored jars are not acceptable entries. Containers should be banded and sealed.
3. Containers may be opened at the discretion of the judges.
4. **Entries must be labeled with product name, date of preparation, processing method and processing time prior to arriving at the fairgrounds. Labels are available at the Extension Office or at www.maraisdescygnnes.k-state.edu.**
5. All home canned foods must have been prepared within a one-year period prior to judging date.
6. Classes 910-916 and 919 will require one jar for each class.
7. All dried products should be in a sealed plastic bag.
8. No exhibitor shall enter more than 2 entries in any one class.

Classes offered in each of the following age divisions. Age is by Jan 1 of current year.

Division 1 – Under 7 years of age

Division 4 – 14 to 19 years of age

Division 2 – 7 to 9 years of age

Division 5 – Adults

Division 3 – 10 to 13 years of age

910 – Canned Fruits

Apples	Apricots
Berries	Cherries
Peaches	Pears
Plums	Pie Filling
Other	

911 – Canned Vegetables

Beans	Beets
Carrots	Corn
Mixed Vegetables	Peas
Other	

912 – Pickles and Relishes

Beet Pickles	Bread and Butter Pickles
Zucchini Relish	Cucumber Dill Spears
Cucumber Relish	Cucumber Sweet Pickles
Fruit Pickles	Green Tomato Relish
Pickled Peppers	Other

913 – Canned Tomato Products

Tomatoes	Tomato Juice
Chili Sauce	Salsa
Tomato Catsup	Stewed Tomatoes
Spaghetti Sauce	Misc. Tomato Product

914 – Canned Meat

915 – Jelly

Apple	Berry
Cherry	Crabapple
Grape	Peaches
Plums	Other

916 – Preserves, Jams & Butter

Fruit Butter	Berry Jam
Fruit Jam	Marmalade
Preserves	Savory Spreads
Other	

917 – Drying

Fruits	Vegetables
Meats	Herbs
Foods for a Camp Meal	Other

918 – Flavored Vinegars

919 – Exhibitors living in assisted living/skilled care homes

Fruit	Tomato Product
Sweet Spread	

*Best of Show – Grand and Reserve Grand Ribbons

PREMIUMS: BLUE - \$4.00, RED - \$3.00, WHITE - \$2.00

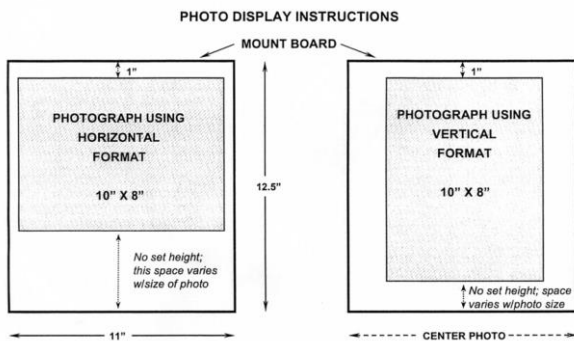
OPEN CLASS PHOTOGRAPHY DEPARTMENT

Entry: Tuesday, July 26 – 6:00 p.m. – 8:00 p.m.

Wednesday, July 27 – 8:00 a.m. – 11:30 a.m.

Judging: Wednesday, July 27, 1:00 p.m. – Bldg #2

1. All pictures entered in Division 1-5 must be taken by exhibitors who are of amateur status. **Limit 1 entry per class.**
2. All photos must be no larger than 8" x 10" – no smaller than 5" x 7" after trimming. All photos must be no larger than 8" x 10" -no smaller than 5" x 7" after trimming. Photos can be trimmed to 7" x 9". Photos need to be mounted across the narrow 11" dimension of an 11" x 12.5" sheet of white studio mount, with the top edge of the print 1" below the top of the mount and the sides of the print equal distance from the two sides of the mount. All photos should be permanently attached to the lightest side of the mount board using 3M #77 spray adhesive or equivalent. (Photo mount board is available at the Extension office also known as mat board)



3. Remove white border from enlargement before mounting. No lettering is permitted on the mount or photo. No overlays or border are to be used. No Frames.
4. A completed **special photo tag or label** will be taped to the front bottom of the mount. These are available at the Extension office, on-line and at the fair on entry day. Information will include name, class, photo title and type of film used.

5. Photos must be displayed in 2-gallon self-sealing bag. **DO NOT SEAL PHOTO BAG.** Please do not use slide bags-they do not fit our display boards at the fair.
6. For computer enhanced or manipulated photo provide a 4" x 6" or smaller original photo in an envelope taped on the sides and bottom, with the flap facing the open side- to the back of the mount.
7. Photos that do not adhere to mounting or display guidelines **will not** be entered.
8. No lettering, numbers or date stamp on photo entries.
9. **Photographs of trains and/or railroad tracks are not eligible to enter.**

Classes offered in each of the following age divisions. Age is by Jan 1 of current year.

Division 1 – Under 7 years of age	Division 4 – 14 to 19 years of age
Division 2 – 7 to 9 years of age	Division 5 – Adults
Division 3 – 10 to 13 years of age	

930 - Black & White Nature

Flowers	Landscape
Animals(non-domesticated)	Weather
Wildlife	Farm/Agriculture
Insect/Bug	Bodies of Water
Underwater	

931 – Black & White – Special

Children	Portrait
Sports	Action
Pets(Domesticated)	Celebrations(Wedding/Graduations/etc)

932 – Black & White – Imagination

Abstract	Artistic
Creative	Manipulated
Macro	

933 – Black & White – Other

Holiday	Patriotic
Architectural	Miami County Highlight
Historic	Other

934 – Color – Nature

Flowers	Landscape
Animals (Non-domesticated)	Weather
Wildlife	Farm/Agriculture
Insect/Bug	Bodies of Water
Underwater	

935 – Color – Social

Children	Portrait
Sports	Action
Pets (Domesticated)	Celebrations(Wedding/graduation/etc)

936 – Color – Imaginations

Abstract	Artistic
Creative	Manipulated
Macro	

937 – Color – Other

Holiday	Patriotic
Architectural	Miami County Highlight
Historic	Other

Abstract- depiction of subject in a way that is different from its natural state.

Action- Movement within photo should be apparent.

Architectural- depicting architecture or architectural form.

Children- one or more children

Creative- manipulated, enhanced, any type of creative treatment.

Flowers- flowers of any type

Holidays-primary focus should depict holiday.

Landscape-depicting land or scenic views.

Other-any photo.

Patriotic-depicts patriotism or pride in country.

Pets-domestic animals commonly considered pets.

Portrait- one or more persons with primary focus on the person.

Sports-any type of sport or sporting event.

Weather- any form of weather.

Wildlife- non-domesticated animals.

PREMIUMS: BLUE \$4.00, RED - \$3.00, WHITE \$2.00

DIVISIONS 1-5 Grand and Reserve Grand –RIBBON

OPEN CLASS QUILTING DEPARTMENT

Entry: Tuesday, July 26 – 6:00 p.m. – 8:00 p.m.

Wednesday, July 27 – 8:00 a.m. – 11:30 a.m.

Judging: Wednesday, July 27, 1:00 p.m. – Bldg #4

1. Every article exhibited must have been made in the past five years. Exhibit should be a different item each year.
2. Not more than one article may be entered in any classification by one person.
3. Exhibits must be pieced and quilted by the exhibitor. (Exception: Class B – those hand quilted by groups, Class D- Machine Quilted by Professional)
4. Items should be clean and odor-free.
5. **Names displayed on the back of the quilt/project must be covered prior to entry.**
6. **Large quilts should have hanging sleeve.**

Classes offered in each of the following age divisions. Age is by Jan 1 of current year.

Division 1 – Under 7 years of age

Division 4 – 14 to 19 years of age

Division 2 – 7 to 9 years of age

Division 5 – Adults

Division 3 – 10 to 13 years of age

950 – Hand Quilted by Individual

951 – Hand Quilted by Group

952 – Machine Quilted by Individual

953 – Machine Quilted by Group

954 – Tied

Quilted, Pieced

Quilt, Appliqued

Mixed Techniques

Quilt, Baby

Quilt, Doll

Quilt, Preprinted Fabric

Quilt, Other

Quilted Table Runner

Mini Quilted Wall-Hanging

Appliqued Quilted Wall-Hanging

Stenciled Quilted Wall-Hanging

Pieced Quilted Wall-Hanging

Quilted Accessories

955 – Beginning Quilter (Article finished by a beginning quilter in the past 24 months. Beginning Quilt must be pieced and quilted by exhibitor)

Quilt

Wall Hanging

Other

Sponsored by Miami County Quilters Guild

\$25.00 to Best of Show Quilt

\$15 – Grand Champion Quilt - \$10 – Reserve Grand Champion Quilt

Grand and Reserve Grand – RIBBON

OPEN CLASS WOODWORKING DEPARTMENT

Entry: Tuesday, July 26 – 6:00 p.m. – 8:00 p.m.

Wednesday, July 27 – 8:00 a.m. – 11:30 a.m. Bldg #4

Judging: Wednesday, July 27, 1:00 p.m.

1. Every article exhibited must have been made in the past two years. Exhibit should be a different item each year.
2. Designate on the entry tag if the article is original or kit construction. The plan, from which it was constructed or made, may be exhibited with the article.
3. No exhibitor shall enter more than 2 entries in any one class.

Classes offered in each of the following age divisions. Age is by Jan 1 of current year.

Division 1 – Under 7 years of age

Division 4 – 14 to 19 years of age

Division 2 – 7 to 9 years of age

Division 5 – Adults

Division 3 – 10 to 13 years of age

960 – Woodworking

Woodwork Article for Farm or Shop Use
Lawn Furniture
Household Furniture
Other
Repaired & Refinished Furniture
Toys
Laser Cut Item

Grand and Reserve Grand – RIBBON

PREMIUMS: BLUE - \$4.00, RED - \$3.00, WHITE - \$2.00

SEEDS FOR KIDS

Entry: Tuesday, July 26 - 6 p.m.-8 p.m. Bldg #3

Wednesday, July 27 8a.m-11:30a.m. Bldg #3

Judging: Wednesday, July 27 - 12:00 noon Bldg #3

1. All exhibits are to be from the seeds distributed through the Seeds for Kids Program.
2. Each exhibitor must exhibit in the class according to their age.
3. Each exhibit will receive a ribbon.
4. Each exhibitor is limited to one entry per class.
5. Zucchini can be 6 inches to 9 inches in length.

All seeds were donated by Tri Star Seed Company, Spring Hill, KS and classes are sponsored by the Miami County Fair Association and Marais des Cygnes Master Gardeners.

Classes offered in each of the following age divisions. Age is by Jan 1 of current year.

Divisions

Division 1 under 7 Division 2- Ages 7-9
Division 3 Ages 10-13 Division 4 Ages 14-18

970 – Marigolds

Single Stem

Simple Floral Arrangement

971 – Sunflower

Tallest Stalk

Largest Circumference

972 – Zinnias

Single Stem

Simple Floral Arrangement

973 – Zucchini

Marketable Size

Best Decorated Zucchini

PREMIUMS: BLUE-\$4.00, Red- \$3.00, White-\$2.00

Recycling and Sustainability

Entry: Tuesday, July 26 – 6:00 p.m. – 8:00 p.m.

Wednesday, July 27 – 8:00 a.m. – 11:30 a.m. Bldg #4

Judging: Wednesday, July 27, 1:00 p.m.

Youth 19 Years and Under

One Entry Per Participant

Entries must meet **one or more** of the following criteria:

1. Illustrate the benefits of recycling and/or using recycled materials.
2. Encourage household composting.
3. Promote waste reduction and/or landfill diversion.

980 – Recycling & Sustainability

Sponsored by the Lake Region Solid Waste Authority, a consortium of six Kansas counties who have joined together and collaborate to manage solid waste issues, dispose of household hazardous waste properly, build and improve recycling facilities and encourage the public to Reduce, Reuse, and Recycle. A special rosette and cash prize will be awarded to the winners.



Special Open Classes
These are non-premium classes.

Mutton Bustin

Entry: Saturday, July 23 – 10:00 a.m. – Noon

Check-In Time: Thursday, July 28, 5:30 – 6:30 p.m.

Event: Thursday July 28, 7:00 p.m. – Arena

- Walk in entry at Miami County Fairgrounds Office
- OR Call 913-294-5090. (Entries end when books are full.)
- \$15 ENTRY FEE PER CONTESTANT

Mutton Bustin (Max weight 50 lb)

Divisions by age day of the contest.

Division 1 - 4 & 5 years of age

Division 2 - 6 & 7 years of age

Awards for 1st, 2nd, and 3rd

Kiddie Tractor Pull (Sanctioned)

Entry: Monday, July 25 – 3:00 p.m.

Contest Begins 4:00 p.m. – Bldg #5

Miami County Farm Bureau, sponsor

Kiddie Tractor Pull

Division 1 – Under 4 years of age

Division 2 – 5 years of age

Division 3 – 6 years of age

Division 4 – 7 years of age

Division 5 – 8 years of age

Division 6 - 9 years of age

Division 7 - 10 years of age

Division 8 – 11 years of age

Division 9 – 12 years of age

Divisions by age on the day of the pull.

Medals for 1st, 2nd & 3rd in each division.

Winners advance to the KS State Fair.

***Participants of the kiddie tractor pull are asked to bring one non-perishable food item for the local pantries.**



Proud sponsor of the
Miami County Fair and Rodeo

At First Option Bank,
commitment to the
community is at the
root of our success.

We invite you to
get to know us and
experience community
banking at its best!



**First
Option
BANK**

BANKING AT ITS BEST

FARMERMAC
Approved Lender

LaCygne • 502 Market St • 913-757-2001
Louisburg • 103 S Broadway • 913-837-3900
Osawatomie • 601 Main • 913-755-3811
Paola • 702 Baptiste Dr • 913-294-3811
Spring Hill • 21101 W 223rd • 913-592-3811

www.firstoptionbank.com

 Member FDIC



**Family Center
FARM & HOME**
FCfarmandhome.com

Your Everything Store!  

**WELCOME to the
Miami County Fair
& GOOD LUCK to
all the Participants!**

Visit us in Paola at 808 Baptiste Drive!



SUPPORTING MIAMI & LINN COUNTY 4-H

Scholarships for higher education

- Provided a total of \$6,050 in 2021
- General — Multiple scholarships
- Carl & Mary Buchman Scholarship
- Coffman Leadership Scholarship
- Peter Daniel Downey Memorial Scholarship
- KAD Scholarship
- Melody Troth Leadership Scholarship

County Camp (Rock Springs)

Cloverbuds

Local, state and national educational events

- National 4-H Conference
- National 4-H Congress
- National Quiz Bowl Competitions
- National Judging Contests
- Kansas Youth Leadership Forum
- Discovery Days

Leadership training

Volunteer background checks

Program supplies or equipment





Stop by
The
Miami
County
4-H
Food Stand



Hours:

8am to 10pm

Mon-Fri

(Saturday and Sunday Open
during events)

Located inside
Building #2

Thank you for
supporting
the Miami County 4-H
Council

GENERAL REGULATIONS 4-H & FFA DEPARTMENTS

Karla Hightower, District Extension Agent, 4-H & Youth,
Katelyn Barthol, District Extension Agent, Agriculture
Kathy Goul, District Extension Agent, FCS

Note: Incoming trailer traffic at the start of the fair – north to south on the east side of the tie barn. Saturday load out traffic going home – south to north on the east side of the tie barn.

Online Pre-Entry Deadlines

July 1st – Livestock (Beef, 4-H & Open Bucket Calves, Swine, Sheep, Meat Goats, Dairy Goats & Cattle, Horse, Dog, Poultry, Rabbits, Shooting Sports & Fashion Review)

July 8th – Rest of 4-H Departments

Exhibitors must leave a self-addressed stamped envelope in the fair office by 5:00 p.m. Friday July 29th, and checks will be mailed.

1. Exhibitors in the 4-H & FFA Departments will abide by general regulations set forth for the Miami County Fair except where special regulations are set forth governing the 4-H & FFA Departments.
2. No exhibitor will be allowed to compete who is not a member of Miami County 4-H or FFA Chapters. 4-H & FFA members shall be 7-18 years old by January 1, 2022 to be eligible for the 2022 Miami County Fair and meet enrollment deadlines. Marital status does not affect eligibility. 4-H'ers must meet age and ownership deadlines in order to show animals at the fair.
3. All exhibits are to be this year's work.
4. All 4-H exhibits must be owned by exhibitor.
5. Age for class divisions of youths are prior to January 1, 2022.
6. All exhibits will be entered and in place by time stated under department heading.
7. Persons moving another exhibitor's livestock or moving assigned stall spaces to make room for his own will be disqualified from showing.
8. Livestock, rabbit, dog, horse and poultry exhibitors must be on hand to show their project at the time of the judging.
9. Exhibits remain the property of the exhibitor and should be reclaimed at the close of the Fair. **Livestock animals that will not be sold in the premium auction will be released on Saturday, July 30th, at 6:00 a.m. This includes Beef, Sheep, Swine, Goats, Poultry and Rabbits.** **Note: Incoming trailer traffic at the start of the fair – north to south on the east side of the tie barn. Saturday load out traffic going home – south to north on the east side of the tie barn. Barns need to be left clean. Premiums will be withheld if the exhibit is taken before release time or stall area is not properly cleaned.**
10. Ribbons will be left with the exhibits while they are on display.
11. Judges will be instructed not to award purple or blue ribbons on unworthy articles or where only one is entered in a class unless it is deserving. In exhibits other than livestock and other animals, champions will only be given to those exhibits receiving a purple award. In animal and livestock exhibits champions will only be chosen from 1st blue award exhibits
12. Decisions of the judges will be final.
13. 4-H or FFA members may exhibit not more than 4 (four) entries plus showmanship in any one department at the fair unless otherwise stated in Department rules. Premiums will be paid on top 4 (four) exhibits per department.
14. 4-H or FFA members exhibiting livestock must accompany their exhibits or provide suitable means of caring for them at all times during the fair.
15. No fitting chutes allowed in the barn. No bales of hay will be stored in the barn.
16. All livestock must have met county tagging and ownership guidelines. Market beef by March 11th, Market & Breeding Swine, Sheep, and Meat Goats by May 6th and Commercial Breeding Heifers by June 10th. Registered Breeding Heifers, Gilts, Ewes, Does must show ownership established by June 15th and must have tattoos/scrapies tag/ear notches. A copy of the registration papers is due with the Online Fair Pre-Entry, July 1st. Ownership of market animals is established at the spring weigh in. If the animal is ever shown by a different exhibitor at another show between spring tag in and the county fair show day, ownership of that animal is forfeited, and that animal may not be shown by that exhibitor at the county fair.

17. All members showing breeding or market beef, sheep, swine or goats must have completed a Youth Quality Care of Animals Training. Those exhibitors must also fill out the Miami County Declaration Form. This must be signed and submitted to the extension office / superintendent by the ownership deadline. These forms can be obtained from the extension office or from your superintendent the day of tag in.
18. If an animal cannot be safely exhibited and shown normally it should remain at home. Unsafe animals will not be evaluated for ribbon placing or eligible for market sale.
19. All animals should conform to breed association standards.
20. At the close of the fair all exhibits must be claimed at once by the exhibitors or by parties representing the exhibitors. Those in charge will assume no responsibility for exhibits left on the fairgrounds after the close of the fair.
21. The Fair Association encourages adults to remain at least 10' (ten feet) away from the animals while they are being judged.
22. Animals shown in the 4-H / FFA Show are not eligible to show again in the open show, even if shown by a different exhibitor.
23. All exhibits at the Miami Co. Fair are entered and displayed at the risk of the exhibitor. The Miami County Fair Board cannot accept responsibility for health, damage, or loss of an exhibit due to the conditions imposed by large crowds, arrangement of buildings in which displays are housed, and the number of exhibits. Individuals who have exhibits of great sentimental and / or monetary value should carefully consider whether such exhibits should be exposed to the hazards of the fair.
24. Purple and Blue Ribbons receive the same premium.
25. Assistance for 4-H'ers that need help in judging contests will be provided at the direction of the superintendent. Family members cannot help their own child and have the scores count for awards.
26. Every exhibitor in consideration of his / her entry being accepted by the Miami County Fair, specifically represents that no animal entered therein by exhibitor is fitted by altering natural conformation and structure of the important meat yielding area of the animals' body or by altering the color or structure of hair or wool coat in any way except for trimming or blocking. In such cases where unethical fitting, fraud or misrepresentations appear to have been attempted and the alleged attempt is protested, the Miami County Fair may appoint a veterinarian, official or committee to inspect the entry. In the market animal auctions, all sale money will be withheld if, after slaughter, the animal is found to have been tampered with or altered or if the carcass is condemned.
27. Showmanship – exhibitors must show their own animal. Once show ring is entered, no substitution of animals will be allowed.
28. Any 4-H Market animals not making weight will show in a lightweight class and will not be eligible for champion or selling at livestock sale.
29. 4-H/FFA members are expected to exhibit their own animals and projects. An exhibitor substitution may be allowed only in the following cases:
 - *Exhibitor is ill/injured; must have physician's order and be present at the time of show.
 - *Exhibitor has more than one animal entered in the same class
 1. Substitute exhibitors must be entered and exhibiting their own project(s) in the respective species and must be a Miami County 4-H/FFA exhibitor.
30. Neck Ties and Halters must be used in the tie barn for any catte.
31. All exhibitors must bring their market animals for carcass scanning during the designated scanning time.

MARKET ANIMAL SALE

EXHIBITOR IS TO TURN APPROPRIATE FORM IN TO THE SUPERINTENDENT OR FAIR OFFICE BY THURSDAY, 1:00 P.M. DECLARING THEIR CHOICE OF AUCTION, SHIP, OR TAKE HOME. A COMMITTEE WILL DETERMINE IF THE ANIMALS ARE MARKETABLE. THEIR DECISION WILL BE FINAL.

1. **WITHDRAWAL TIME FOR DRUGS, GROWTH PROMOTANTS AND OTHER APPROVED MATERIALS:** Exhibitors, their parents, leaders and instructors have a serious responsibility to use animal health aids (drugs), growth promotants and any other approved materials with great care, and only when needed and in correct amounts. Approved withdrawal times are set and must be followed to assure that meat customers receive wholesome food. Market livestock will not be allowed to sell without a completed certificate signed by an exhibitor and parent or guardian.
2. **BLOOD AND URINE TESTS:** The giving of an oral or injected diuretic, growth promotant or other medication not approved for any domestic animal constitutes an unethical practice. The Miami County Fair Board reserves the right to conduct blood and / or urine laboratory analysis on

- any** animal entered in a competition. An exhibitor of an animal producing an analysis with a quantity of diuretic or any unapproved medication will be requested to forfeit all prizes and premiums and may be barred from future competition at the Miami County Fair.
3. **Member must sell own animal (includes all sale animals) except in case of serious illness, accident, or death in immediate family.**
 4. The market animal sale is held for 4-H & FFA exhibitors, and all animals sold must have been exhibited in this year's 4-H & FFA division of the fair. Only market animals are to be sold. No animals shown in breeding classes will be sold.
 5. Any market animal that is listed through this market animal auction, whether sold or not, is ineligible to be shown at further shows.
 6. Cloverbuds cannot sell in the project or livestock sale.
 7. Each exhibitor will be allowed to sell only one market animal pen, the species of their own choice, taken from Beef, Sheep, Swine, Poultry, Goat or Rabbit. All animals in the sale must meet minimum weight to sell: Beef, 1000 pounds; Swine, 220 pounds (Swine maximum weight is 300 pounds); Sheep, 90 pounds; Meat Goat, 60 pounds; Broilers, meat pen of 3, each broiler must weigh 4 pounds; Rabbits, meat pen of 3, 3½ to 5½ pounds each, maximum.
 8. Animals will be weighed shortly after arrival and sale price will be based on that weight.
 9. Exhibitor must care for animal sold until regular time of release. Exhibitor and buyer shall decide for animal's release and exhibitor must be on hand to help load that animal.
 10. Sale order will be according to show placings. The Grand Champion and reserve grand champion of all species will be sold first (starting the sale). Then will sell by species starting with the carcass winners, then according to place showing.
 11. Auctioneer will settle any dispute of bid.
 12. All animals in the livestock sale will be released to the buyer immediately following the sale.
 13. Animal destination must be declared by **buyer** before animal leaves the sale ring. **No changes will be allowed after the animal leaves the ring. No animal will be allowed to come off any trailer.**

PROJECT SALE

Friday July 29th Bldg #5

4-H members must have project and be present

Jenny Nelson, Superintendent

1. **Member must register with the Fair Office to sell by Thursday, using the project auction form. Project registered cannot be changed after Thursday. Sale items cannot be changed or added to after Thursday**
2. Open to 4-H & FFA not selling in the Livestock Auction. Item must have been exhibited at the Fair in a 4-H or FFA Department.
3. Cloverbuds cannot sell.
4. Only one exhibit can be sold. Pair items judged under one entry will be considered one item.
5. NO live animals can be sold.
6. Perishable items must be replaced with fresh. Food products should be entire product (cake, loaf of bread, etc.) or one dozen (12) cookies, muffins, etc.
7. Buyers' ribbons will be given.
8. Ribbon placing will not limit project choice, all items must be sold.
9. Fair Board will rule on any disputes.
10. Project Sale Exhibits can be delivered to the buyer at the auction by notification to the superintendent that exhibit is in the sale.
11. Items sold in Project Auction may not be exhibited at State Fair.

4-H & FFA BEEF DEPARTMENT

*All Beef Animals must be checked in and on fairgrounds by
9:00 a.m. Tuesday*

MARKET BEEF

Colby Reed, Jessica Scherman, Superintendents

McKenna Bueker, Gentry Ward, 4-H Assistant

Weigh-In: Tuesday, July 26, 10 – 11:30 a.m.

Mandatory carcass scanning of market beef:

Tuesday, July 26, 10:00 – 11:30 a.m.

**Judging for Market Beef, Wednesday July 27, 9:00 a.m. or 30 minutes
following 4-H/FFA/Open Dairy Show**

Show order: Market, Showmanship, Breeding

Market beef will be shown by breed. Classes will be divided by weight if warranted. The "Application to Sell" form must be completed and returned to the Superintendent or to the Fair office no later than Thursday July 28th 1:00 p.m. Failure to complete it by that time denies all rights to sell.

1. Read General and 4-H & FFA Department Regulations.
2. Each member may not exhibit more than 4 (four) entries.
3. Stall space will be reserved based on pre-entry Online Pre-Entry forms are due July 1st.
4. Beef Breeds will be divided by each recognized breed.
5. Animals not in the breed divisions listed above will be shown in the Any Other Breed (AOB) category.
6. Registration papers must be transferred into the name of the 4-H / FFA exhibitor by June 15th, 2022.
7. Market beef must have been tagged with a 4-H tag by March 11th.
8. Market beef weighed at tagging are also entered in the Rate of Gain Contest.
9. Neck Ties and Halters must be used in the tie barn for beef and dairy cattle.
10. The beef cattle show will be a no fit, "Blow and Show" Show. "No fit" is defined as using NO adhesive, glue, paint, or powder products. This applies to both market and breeding beef cattle.
11. All market beef that meet the Market Sale Weight requirements will be scanned.
12. No Cloverbuds can show or show another exhibitors animal.

100 – Market Beef

Registered Steers (will be shown by breed & weight)

Crossbred Steers

Bred & Owned

Rate of Gain

Carcass Contest

BREED CHAMPIONS & RESERVE – RIBBONS

OVERALL MARKET CHAMPION & RESERVE - TROPHY

PREMIUMS: BLUE \$8.00. RED \$6.00, WHITE \$4.00

BREEDING BEEF

Colby Reed, Jessica Scherman, Superintendents

McKenna Bueker, Gentry Ward, 4-H Assistant

Entry Time: Tuesday, July 26, 10 – 11 a.m.

Judging Heifers,

Wednesday, July 27, Following Beef Showmanship

4-H Beef Showmanship, July 27, following Market Beef Show

1. Animals not in the breed divisions listed above will be shown in the Any Other Breed (AOB) category.
2. Registration papers must be present to show in a purebred division in the breeding heifer show. Registration papers must be transferred into name of the 4-H / FFA exhibitor by June 15th. Heifers without registration papers will show in the Crossbred division.
3. Cow / Calf pair is one exhibit. Not eligible for Breed Champion trophies.
4. Neck Ties and Halters must be used in the tie barn for beef and dairy cattle.

101 – Angus Heifers

102 – Appendix Shorthorn Heifers

103 – Braunvieh Heifers

104 – Charolais Heifers

105 – Chianina Heifers

106 – Gelbvieh Heifers

107 – Hereford Heifers

108 – Limousin Heifers

109 – Maine-Anjou Heifers

110 – Maintainer Heifers

111 – Reg Angus Heifers

112 – Shorthorn Heifers

113 – Simmental Heifers

114 – All Other Breeding Heifers

115 – Commercial Heifers

Heifers Dropped after January 1, 2022

Senior Heifer Calves (Sept 1, 2021 – Dec. 31, 2021)

Summer Yearling Heifer (May 1, 2021 – Aug 31, 2021)

Junior Yearling Heifer (Jan 1, 2021 – Apr 30, 2021)

Senior Yearling Heifer (Sept 1, 2020 – Dec 31, 2020)

- 130 – Ayrshire**
- 131 – Brown Swiss**
- 132 – Guernsey**
- 133 – Holstein**
- 134 – Jersey**
- 135 – Milking Shorthorn**

Heifers dropped March 1, 2022.

Heifer calves dropped between September 1, 2021 and February 28, 2022.

Junior Yearling Heifers born between March 1, 2021 and August 31, 2021.

Senior Yearling Heifers born between September 1, 2020 and February 28, 2021.

Heifers or cows born before September 1, 2020.

Best 3 Head by One Owner

BREED CHAMPION & RESERVE – RIBBON

GRAND CHAMPION & RESERVE – TROPHY

136 - Dairy Showmanship

Beginner (7-8)

Junior (9-11)

Intermediate (12-13)

Senior (14-18)

(Exhibitor must show own animal in fitting and showing)

PREMIUMS: BLUE - \$8.00, RED - \$6.00, WHITE - \$4.00

4-H DOG DEPARTMENT

Paula Gardner, Emily Holscher, Superintendent

Leila Driver, Cheyenne Seely, Chelbi Seely, Alana Bollinger, Jackson
Bollinger, 4-H Assistant

Entry Time: Sunday, July 24, 9:00 a.m.

Judging: 10:00 a.m.

1. Read General Regulations and General Regulations 4-H & FFA Department. Exhibitors are limited to 4 entries including showmanship.
2. The dog must be trained and shown by a 4-H member.
3. A current immunization record by a licensed veterinarian must be presented at check-in.
4. A dog may be shown in “Showmanship” or “Obedience” or both if otherwise qualified.
5. The class for Showmanship will be divided according to the Handler’s age.
Beginner Division: Ages 7 - 8
Junior Division: Ages 9 - 11
Intermediate Division: Ages 12 - 13
Senior Division: Ages 14 -18
6. All dogs must always be kept on lead outside the show ring.
7. The dogs must be shown with 6’ (six foot) leather or nylon lead and training collar in obedience classes.
8. Obedience Classes will be divided as follows:
Beginning Obedience
 A. 1st year handler with 1st year dog
 B. Handlers with one or more years of experience in a previous year, (or has a new dog)
Novice Obedience
Open Class Obedience
9. A dog must receive a Blue or get at least 50% of each exercise correct before it can be awarded a trophy.
10. The Dog Show will follow rules as listed in the published Kansas 4-H Dog rule books. These books are available for purchase from the Extension office. For all classes except the beginning (Pre-Novice) Obedience Classes
11. Dogs entered in agility must be shown with a buckle collar and in the lead classes, a short lead. No training collars or showmanship leads allowed.
12. Dogs will be divided into three height divisions for agility.
Division 1 – Dogs 14” and under
Division 2 – Dogs over 14” and including 20”
Division 3 – Dogs over 20”
13. Agility Classes will be as follows:
Beginning Agility – First year handler with inexperienced dog.
Agility 1A – all exercises on lead. Handler and dog may be experienced or inexperienced but cannot have had two qualifying scores in Agility 1A.
Agility 1B – All exercises off lead. For experienced handler and dog.

13. Market Goats must be less than 1 year in age and have milk teeth in place with no visible signs of permanent teeth.
14. Market Goats must weigh a minimum of 60 pounds to be eligible for the Livestock Premium Auction. Goats need to be a marketable weight and size. Underweight goats will show in a lightweight goat class and will not be eligible to sell. No re-weighing will be allowed.
15. Weight classes will be determined by the show committee after weighing, using natural or logical weight breaks.
16. **Goats must be shown with all 4 (four) feet on the ground. Grooming: Artificial coloring, paint, adhesive, or powder will not be permitted for use during the entire show.**
17. Exhibitors may use collars, collars with a short lead or halters when showing. Medium / 3mm or smaller pinch collars will be allowed
18. Market goats weighed at spring tagging that meet the Market sale weight requirements are also entered in the Rate of Gain Contest.
19. All market goats that meet the market sale weight requirements will be scanned.

150 – Market Goat

Market Goats
Rate of Gain
Carcass Contest

CHAMPION & RESERVE CHAMPION MARKET GOAT- RIBBON

151 – Breeding Meat Goats

Breeding Doe (1 - 6 months old)
Breeding Does (7 - 12 months old)
Breeding Does (13 - 19 months old)
Breeding Does (20 months and older)

GRAND CHAMPION & RESERVE CHAMPION: TROPHY
PREMIUMS: BLUE - \$8.00, RED - \$6.00, WHITE - \$4.00

GOAT SHOWMANSHIP

Goat Showmanship (Market, Breeding)

152 – Meat Goat Showmanship

Beginner ages 7 – 8 Junior ages 9 – 11 Intermediate ages 12 – 13
Senior ages 14 – 18

CHAMPION & RESERVE CHAMPION: RIBBON
PREMIUMS: BLUE - \$8.00, RED - \$6.00, WHITE - \$4.00.

4-H & FFA DAIRY GOAT DEPARTMENT

Becky Thorpe, Superintendent

Entry: Wednesday July 27, 7:30 a.m.

Health Inspection: Wednesday July 27, 7:30 a.m.

Judging: Wednesday, July 27, 8:00 Follows the Dairy Cattle Judging

1. Read General regulations.
2. Each member may not exhibit more than 4 entries. Must be pre-entered by Friday July 1st.
3. Dairy Goats will be released to go home after the show.
4. Dairy Goats will be divided by breeds: Alpine, Nubian, Toggenburg, La Mancha, Oberhasli, Saanan, and Grade.
6. Dairy goats must be owned by May 1st.
7. **Dairy goats will be judged by ADGA standards.** All goats must be identified with a registered tattoo or an official USDA Premise ID Tag. Kids under 8 (eight) weeks of age, accompanying their dams, are exempt from tagging requirements.
8. All Goats must be inspected by the Fair board appointed inspector in the designated area before unloading.
9. There must be 3 (three) or more animals of the same breed in order to have a separate breed division. Animals entered for which a separate breed division is not established will be shown in the Any Other Breed (AOB) category.
10. Grooming: Artificial coloring, paint, adhesive, or powder will not be permitted for use during the entire show.

170 – Halter & Showmanship

Pony Halter (56" and under)
Halter - Horse age 3 & under
Halter – Horse age 4 & above
17002 & 17003 limited to horses 57" and over

Youth Showmanship

Beginner ages 7 – 8 Junior ages 9 – 11 Intermediate ages 12 – 13
Senior ages 14 – 18

Showmanship Horseless Horse (all ages)

171 – Performance

Trail (all ages) (outside the arena will be walk / trot open to all riders)

Hunter Hack (all ages)

English Pleasure (all ages)

English Equitation

Beginner ages 7 – 8 Junior ages 9 – 11 Intermediate ages 12 – 13
Senior ages 14 - 18

Walk / Trot Pleasure (all ages) Rider not eligible for any other performance class (Racing classes are not performance classes)

Walk / Trot Horsemanship / Equitation (all ages) Rider not eligible for any other riding class

Horsemanship

Beginner ages 7 – 8 Junior ages 9 – 11 Intermediate ages 12 - 13
Senior ages 14 - 18

Pony Western Pleasure 56" & under (all ages) (measure prior to lead line)
Pony not eligible for any other western pleasure class.

Green Horse (age 5 & under) Western Pleasure – (all age Divisions) Horse
not eligible for any other pleasure class.

Western Pleasure, Horse and rider combo not eligible for any other western
pleasure class

Beginner ages 7 – 8 Junior ages 9 – 11 Intermediate ages 12 - 13
Senior ages 14 - 18

Ranch Horse Pleasure (all ages), Horse and rider combo not eligible for any other western pleasure class

Reining (all ages)

172 – Timed Events

Poles

Flags

Barrels

Beginner ages 7 – 8 Junior ages 9 – 11 Intermediate ages 12 - 13
Senior ages 14 - 18

PREMIUMS: BLUE - \$8.00, RED - \$6.00, WHITE \$4.00

Showmanship Champion – each age division - Trophy

Special Awards: Belt Buckle awarded to Overall High Point per age group.

- A. Beginner ages 7 - 8
- B. Junior ages 9 - 11
- C. Intermediate ages 12 - 13,
- D. Senior ages 14 - 18

Sponsored by Miami County 4-H Horse Club.

4-H PET SHOW

Donna Guilfoyle, Becky Guilfoyle, Superintendents

Check In: Saturday, July 23, 8:00 a.m.

Conference Judging: Saturday, July 23, 8:30 a.m.

1. Read General Regulations and General Regulations 4-H & FFA Department.
 2. Each member may not exhibit more than 4 entries.
 3. Exhibitors must be enrolled in 4-H Pet project
 4. Exhibitors must bring pets in cage, crates or closed boxes.
 5. Exhibitors must have owned and cared for pet for at least 60 days.
 6. Cats must have current vaccination papers at time of check-in. RECOMMENDED VACCINATION SCHEDULE. Rabies – 4 - 6 months. (Mandatory for Show) – Current annual booster. Cat Distemper and Upper Respiratory Disease – 8 weeks – vaccination – current animal booster.
12 weeks – booster (Strongly recommended for show)
- * No kittens 3 months of age or younger and nursing cats will be allowed to show due to health and safety of your cats and the other cats at the show.

- ** You will be showing your pet at your OWN RISK. The cat distemper and upper respiratory diseases vaccination is STRONGLY RECOMMENDED to protect your cat and others. It is DANGEROUS to bring your cat into a large group of cats, like at the cat show, because they can very easily be exposed to all type of these fatal diseases. So finally, to protect or ensure the health of your cat and other cats a total vaccination program is STRONGLY RECOMMENDED!

178 – Pet Show

Cat	Hand Pet	Aquarium Pet	Birds
Reptiles	Amphibians	Any Other Pet	

CHAMPION - RIBBON

CHAMPION - RIBBON

PREMIUMS: BLUE \$4.00, RED \$3.00, WHITE \$2.00

4-H & FFA POULTRY DEPARTMENT

Marcia Gulley, Nancy Simpson, Shannon Moser Superintendents
Austin Gardner, 4-H Assistant

Entry Time: Monday, July 25, 8 a.m. – 11:00 a.m.

Showmanship and Judging: Tuesday, July 26, 9:00 a.m. ~ Bldg #9

1. Read General Regulations and General Regulations 4-H & FFA Department.
2. Each member may not exhibit more than 4 entries. You must check in with superintendent BEFORE putting animals in cages.
3. Stock showing symptoms of disease will be excluded.
4. The latest Standard of Perfection will be used in Judging.
5. Application to sell must be turned in to Superintendents by 1:00 p.m. on Thursday. Meat pens of 3 (three) are only allowed to sell and each broiler must weigh 4 (four) pounds.
6. Birds entered in single classes will not be permitted to show as a part of a pen nor will birds composing pens be permitted to show for single prizes.
7. Exhibitors must be carrying poultry as a project to be eligible to enter.
8. All birds (excluding waterfowl & pigeons) MUST be tested for pullorum typhoid at entry, or within 90 days prior to show. Pullorum Testing will be held July 12th from 4:00 p.m. to 6 p.m. at the Fairgrounds. Exhibitors must bring paperwork to show birds have been tested. Birds must have test or paper prior to putting in a pen. **No testing will be available at the fair.**
9. Exhibitors must feed and water exhibit.
10. Exhibitor must be present for judging.

181 – Poultry

Meat Pen, Pen of 3 (three). Standard Breed or Strain Cross Birds of same sex.

To be judged on meat production qualities only. **Must enter this class to be allowed into Livestock Auction.**

Game birds (Quail or Pheasant)

Standard Breeds; Large Fowl: One (1) young bird of either sex

Standard Breeds; Large Fowl: One (1) old bird of either sex

Standard Breeds; Bantams: One (1) young bird of either sex

Standard Breeds; Bantams: One (1) old bird of either

Production Pullets; Pen of 3 (three): Standard Bred, crossbred or strain crosses pullets to be judged on egg production qualities.

Production Hens; Pen of 3 (three): Standard Bred, crossbred or strain crosses pullets to be judged on egg production qualities.

Dual purpose pullets; Pen of 3 (three): Such as Rhode Island Reds, New Hampshire, Plymouth Rocks, etc.

Dual purpose hens; Pen of 3 (three): Such as Rhode Island Reds, New Hampshire, Plymouth Rocks, etc.

Turkeys, All Breeds; One (1) bird of either sex

Ducks; Call or Bantam; all breeds, one (1) bird of either sex

Ducks; all breeds, one (1) bird of either sex

Geese; all breeds, one (1) bird of either sex

Guineas; all breeds, one (1) bird of either sex (Not a State Fair Class)

182 – Poultry Showmanship

Beginner ages 7 – 8	Junior ages 9 – 11	Intermediate ages 12 - 13
	Senior ages 14 – 18	

CHAMPIONS IN EACH CLASS: RIBBON

GRAND CHAMPION & RESERVE CHAMPION POULTRY: RIBBON

PREMIUMS: BLUE - \$4.00, RED - \$3.00, WHITE - \$2.00

4-H & FFA PIGEONS AND DOVES

Marcia Gulley, Nancy Simpson, Shannon Moser Superintendents
Austin Gardner, 4-H Assistant

Entry Time: Monday, July 25, 8 a.m. – 11:00 a.m.

Showmanship and Judging: Tuesday, July 26, 9:00 a.m. ~ Bldg #9

1. You must check in with superintendent before putting birds in cages.
2. All entries must be single birds.
3. Stock showing symptoms of diseases will be excluded.
4. Exhibitors may not enter more than two (2) birds per class regardless of breed. Each exhibitor is limited to 4 (four) entries.
5. Judging will be by comparison only using latest standards of the Nation Pigeon Association.
6. Classes will be offered for all standard breeds approved by the National Pigeon Association. Be sure to designate breed on your entry.

183 – Pigeons

Old Cock

Young Cock (a male bird under 1 year old)

Old Hen

Young Hen (a female bird under 1 (one) year old)

CHAMPION & RESERVE CHAMPION: RIBBON

PREMIUMS: BLUE - \$4.00, RED - \$3.00, WHITE - \$2.00

4-H AND FFA RABBIT DEPARTMENT

Kandas Gainer and KaCasy Smotherman, Superintendents

Entry Time: Tuesday, July 26, 7:30 a.m. – 9:00 a.m.

Judging: Wednesday, July 27, 8:00 a.m.

Showmanship: Following

1. Each member may not exhibit more than 4 entries. Maximum 1 meat pen.
2. All rabbits with ear cankers, sore hocks or communicable disease will be disqualified. Rabbits with a communicable disease will be removed from the show premises.
3. Exhibitors are responsible for caring for and feeding own exhibits.
4. Pre-entries due in Extension Office by July 1st. Pen space assigned according to pre-entries.
5. Exhibitors must be carrying rabbits as a project to be eligible to enter. Rabbits must be owned and on record at Miami County Extension office by July 6.
6. All rabbits must be permanently ear marked.
7. All rabbits are to be checked over by one of the superintendents before putting in cages.
8. To be eligible to show in open show, you must have Best of Breed (Best of Opposite) in 4-H show.
9. Rabbits will be judged by Breed Standards listed in A.R.B.A. "Standard of Perfection" and divided into age groups according to breed.
10. Comment cards need to be completed at time of check in.
11. Meat classes in livestock auction must weigh 3.5 to 5.5 lbs. each. "Application to Sell" must be turned in to Fair Office by 1 p.m. on Thursday.

AM – American

AF - American Fuzzy Lop

AS - American Sable

AN – Angora

EA – English Angora

FA – French Angora

GA – Giant Angora

SA – Satin Angora

BH – Belgian Hare

BV – Beveren

BP – Britannia Petite

CA – Californian

CD – Champagne D' Argent

CG – Checkered Giant

AC – American Chinchilla

GC – Giant Chinchilla

SC – Standard Chinchilla

CN – Cinnamon

CR – Crème D' Argent

DT – Dutch

DH – Dwarf Hotot

EL – English Lop

ES - English Spot

FG – Flemish Giant

FL – French Lop

FW – Florida White

HL – Holland Lop

HR – Harlequin

HV – Havana

HM – Himalayan

HT – Hotot

JW – Jersey Wooly

LC – Lilac

LH – Lionhead

ML – Mini Lop

MR – Mini Rex

MS – Mini Satin

ND – Netherland Dwarf

NZ – New Zealand

PL – Palomino

PO – Polish

RX – Rex

RH – Rhinelander

ST – Satin

SL – Silver

SF – Silver Fox

SM – Silver Marten

TH – Thrianta

TN - Tan

190 – Meat Pen Three (3) rabbits, all one recognized breed and variety (broken varieties must be the same color). Minimum weight 3 ½ pounds each. Maximum weight 5 ½ pounds each, and not over 70 days of age. Will be judged on their meat qualities, condition, uniformity and fur. **Must enter this class to be allowed into Livestock Auction.**

191 – Rabbits

Pre-Junior Doe (under 3 months) classes only in the following breeds:

Argente Braun, Beveren, Blanc de Hotot, Californian, Champagne D'Argent, Checkered Giant, American Chinchilla, Giant Chinchilla, Cinnamon, Crème D'Argent, New Zealand and Palomino.

Junior Doe (under 6 months or 3-6 months of age for those breeds listed in the Pre-junior class)

Intermediate Doe, (6-8 months of age) – only the following breeds:

American, Giant Angora, Argente Braun, Beveren, Blanc de Hotot, Californian, Champagne D'Argent, Checkered Giant, American Chinchilla, Giant Chinchilla, Cinnamon, Crème D'Argent, Flemish Giant, English Lop, French Lop, Palomino, Satin, and Silver Fox.

Senior Doe, Six months of age and over for all breeds other than those listed in Intermediate classes which need to be eight months of age.

Pre-Junior Buck (under 3 months of age)

Junior Buck (under 6 months of age or 3-6 months for those breeds listed under the pre-junior class.

Intermediate Buck (6-8 months of age)

Senior Buck – (6 months of age and over for all breeds other than those listed in the Intermediate class which need to be 8 months and over).

Crossbred

Fur Class

(No premiums paid for fur classes)

- | | |
|-----------------------|----------------------|
| A. Normal White Fur | E. White Satin Fur |
| B. Normal Colored Fur | F. Colored Satin Fur |
| C. White Rex Fur | G. White Wool |
| D. Colored Rex Fur | H. Colored Wool |

192 – Rabbit Showmanship

Beginner 7-8

Junior 9-11

Intermediate 12-13

Senior 14-18

193 - Other

Best In Show: Grand & Res. Grand; Ribbon

Best 6 Class: Champion and Reserve; Ribbon

Best 4 Class: Champion and Reserve; Ribbon

Champion and Reserve; Ribbon each age division:

Grand & Reserve Grand Overall; Ribbon and Trophy

PREMIUMS: BLUE \$4.00, RED - \$3.00, WHITE \$2.00

4-H & FFA SHEEP DEPARTMENT

Chance Hager, Superintendents

Claire Johnson, 4-H Assistant

Vet Check, Entry & Weigh In: Tuesday, July 26, 6:00 p.m. – 7:30 p.m.

Show: Tuesday July 26 5:00 p.m.

Show Order: Market – Breeding - Showmanship

1. Read Regulations and General Regulations 4-H & FFA Department.
2. Each member may not exhibit more than 4 entries.
3. Stall space will be reserved based on pre-entry. Online Pre-Entry due July 1st
4. All lambs must have lamb teeth.
5. Animals shown in the market classes are not eligible to show in the breeding classes and vice versa.
6. Market Lambs must be owned by exhibitor and tagged with 4-H tag on or before May 6th.
7. Classes will be divided by breed and weight.
8. At time of check in and inspection and showing, all animals must be slick shorn with an even length of wool covering above the hock and knee (head excluded). Wool length should not exceed 0.2". Animals with excessive or uneven wool cover will not be weighed or checked-in until shorn to meet the satisfaction of the sheep superintendent.
9. **ALL sheep must be inspected by the Fairboard appointed inspector in the designated area before unloading.**
10. **All sheep must be identified with a registered tattoo or an official USDA Premise ID Tag. Lambs under 8 (eight) weeks of age, accompanying their dams, are exempt from tagging requirements.**

11. The "Application To Sell" form must be completed and returned to the Superintendent no later than Thursday 1:00 p.m. Failure to complete it by that time denies all right to sell.
12. Sheep: Exhibitors who abuse an animal will be barred from showing and will forfeit any premium, ribbon or prize won. The word abuse includes beating, slapping, using an electric prod or forcing a solid object into a lamb to make the animal brace more firmly. Bracing a lamb by holding the front feet off the ground also constitutes abuse. **During the judge's inspection or handling, all 4 (four) feet of the animal are to be in contact with the ground.**
13. Animals not in the breed divisions listed below will be shown in the Any Other Breed (AOB) category.
14. Registration Papers must be present to show in a purebred division in the breeding sheep show. **Ewes without registration papers will show in the Crossbred division.** Registration papers must be transferred into the name of the 4-H / FFA exhibitor by June 15th.
15. All market lambs that meet the market sale weight requirements will be scanned.
16. Market lambs weighed at spring tagging that meet the market sale weight requirements are also entered in the Rate of Gain Contest.
17. Grooming: Artificial coloring, paint, adhesive, or powder will not be permitted for use during the entire show.

MARKET LAMBS

200 – Market Lambs

Registered Lambs (will be shown by breed & weight)

Crossbred Lambs

Rate of Gain

Carcass Contest

CHAMPION & RESERVE CHAMPION MARKET LAMB – RIBBON

BREEDING SHEEP

201 – Dorsett Breeding Ewe

202 – Hampshire Breeding Ewe

203 – Shropshire Breeding Ewe

204 – Suffolk Breeding Ewe

205 – Southdown Breeding Ewe

206 – Natural Breeding Ewe

207 – Speckled Face Breeding Ewe

208 – Dorset Advantage Breeding Ewe

209 – All Other Breeds Breeding Ewe

210 – Crossbred Breeding Ewe

Ewe born after Sept 2021

Yearling Ewe

Ewe 2 years old & Older

BREED CHAMPION & RESERVE CLASS - RIBBON

SUPREME CHAMPION AND RESERVE – TROPHY

SPECIAL RECOGNITION FOR BRED AND OWNED

211 - Showmanship

Beginner ages 7 – 8 Junior ages 9 – 11 Intermediate ages 12 - 13

Senior ages 14 - 18

PREMIUMS: BLUE - \$8.00, RED - \$6.00, WHITE \$4.00

4-H & FFA SWINE DEPARTMENT

Max & Michelle Menefee, Superintendents

Gabe Bueker, Nicholas Nelson, 4-H Assistant

Entry: Tuesday, July 26, 7:00 a.m. All Swine must be checked in & on the fairgrounds

Entry & Weigh In; Mandatory carcass scanning of all market swine:

Tuesday, July 26, 8:00 a.m. - 9 a.m.

Judging: Thursday, July 28, 8:00 a.m.

Show Order: Showmanship, Breeding, Market

1. See General Regulations and General Regulations 4-H & FFA Departments.
2. Animals shown in the market classes are not eligible to show in breeding classes and vice versa.

243 – Recycled Clothing Project

Beginner (7 – 8) Junior (9 – 11) Intermediate (12 – 13)
Senior (14 – 18)

Champion and Reserve.

PREMIUMS: BLUE - \$4.00, RED - \$3.00, WHITE - \$2.00

4-H FASHION REVUE

Rebecca Little, Kelsie Kirk, Stephanie Shay, Superintendent

Online Pre-Entry due July 1st

Judging: July 18, 9:00 a.m. ~ Lighthouse Church

Public Fashion Revue ~ Monday July 25th 7:00 p.m. ~ Bld #4

1. Any member enrolled in the clothing project may enter.
2. A 4-H'er may exhibit no more than four entries in the fashion revue.
3. The Public Fashion Revue will be recorded this year.
5. Both boys and girls are eligible to participate in any of the categories.
6. Age Divisions:
 - A. Beginner ages 7 - 8
 - B. Junior ages 9 - 11
 - C. Intermediate ages 12 - 13
 - D. Senior ages 14 - 18
7. Champion and Reserve will be awarded in each division in constructed and purchased revues. A trophy will be given for Grand Champion and Reserve Grand Champion for both construction and buymanship.

CONSTRUCTED GARMENTS REVUE

Majority of the outfit must be constructed and modeled by the 4-H'er who made the garment or outfit. Everything which is commonly considered an outer garment must be constructed (vest, jacket, dress, skirt, pants, coats, etc.) A sweater, blouse or shirt can be purchased or made.

250 – Constructed Garment

Beginner (7 - 8) Junior (9 - 11) Intermediate (12 - 13)
Senior (14 - 18)

PURCHASED GARMENTS REVUE

Majority of the outfit must be purchased and modeled by the 4-H'er or made by another individual for the 4-H'er, if the fabric and pattern were chosen by the 4-H'er. Everything which is commonly considered an outer garment by another person (vest, jacket, dress, skirt, pants, coat, etc.) A sweater, blouse, skirt can be purchased or made.

251 – Purchased Garments

Girls Purchased

Beginner (7 - 8) Junior (9 - 11) Intermediate (12 - 13)
Senior (14 - 18)

Boys Purchased

Beginner (7 - 8) Junior (9 - 11) Intermediate (12 - 13)
Senior (14 - 18)

4-H FOOD & NUTRITION DEPARTMENT

Sally Wood, Brienna Shay, Rhonda Prothe, Misty Pratt, Superintendents
Gavin Shaw, Madison Wood, Ethan Shay, Eliza Prothe, Jackson Bollinger,
Grace Kinaman, 4-H Assistants

Conference Judging:

Monday, July 25, 8:00 a.m. – 11:30 a.m. – Bldg #2

1. Read General regulations and General Regulations 4-H & FFA Department.
2. **Each member may not exhibit more than 4 (four) total entries in 4-H Foods.**
3. For food safety purposes, any food with custard and dairy-based fillings and frostings (ex. Cream cheese) raw eggs, flavored oils, “canned” bread or cakes in a jar, cut fresh fruit or any food requiring refrigeration (ex. Bacon) or unbaked exhibit with raw flour (ex. No bake cookies) will be disqualified and not judged. Refer to K-State Research and Extension publication, 4-H888, Judge’s Guide for Food and Nutrition Exhibits, for information to help you make informed, safe food exhibit decisions. Exception is Favorite Foods Show Entries which can have perishable food items as the judge does not taste the food.

4. Alcohol (ex. Wine, beer and hard liquor) is not allowed as an ingredient in food entries. Entries with alcohol in the recipe will be disqualified and not be judged.
5. All baked goods must be left whole and uncut. Small items, such as cookies and rolls, should be the same shape and from the same recipe. Exhibit 3 (three) cookies, 3 (three) muffins, 3 (three) bread sticks, 1 (one) loaf bread, etc.
6. Under baked entries will be lowered one or more ribbon placings.
7. All un-frosted cakes should be exhibited in an upright position with crust showing. The exception is for cakes made with special designs such as Bundt cakes. They should have top crust side down.
8. Cakes maybe made from a recipe or commercial mix. The Whole cake must be exhibited.
9. Any baked product that can be removed from the pan should be placed on a plate, covered cardboard or disposable container of appropriate size for the exhibit. Use disposable pans for items that cannot be removed from the pan (Pies, etc.). No Glass Pans will be allowed.
10. Exhibits should be in food grade plastic bags, disposable plastic containers or boxes of appropriate size for the exhibit.
11. Recipes must accompany all exhibits and will not be returned to the exhibitor.
12. Educational classes: Exhibits may be in the form of a poster, notebook or display. Follow copyright guidelines. Take care to select materials that will withstand Fair conditions. No card table displays are allowed. If the exhibit is a poster, it must not be larger than 22" x 28". Displays are not to exceed a standard commercial 3' x 4' tri-fold display board. Name and county or district must be clearly marked on educational exhibits. The educational exhibit evaluation form will be provided at judging time. NOTE: A collection of your favorite recipes in a recipe box or notebook does not constitute an educational exhibit.

260 – Food Classes

Beginner Foods (7 - 8). Examples of entries: Educational Exhibit,

Cookies, 3 (three) muffins, 3 (three) biscuits, 1 (one) loaf Quick bread (8" x 4" or 9" x 5"), Snack (trail mix – ½ cup), etc.

Junior Foods (9 – 11). Examples of entries: Education Exhibit, 3 (three)

Cookies, 3 (three) Brownies, 3 (three) muffins, 3 (three) biscuits, 1 (one) loaf Quick bread (8" x 4" or 9" x 5"), 1 (three) cake, 3 (three) cupcakes, etc.

Intermediate Foods (12 – 13) Example of entries: Educational Exhibit, 3

(three) Cookies, 3 (three) Brownies, 3 (three) muffins, 3 (three) biscuits, 1 (one) loaf Quick bread (8" x 4" or 9" x 5"), 1 (one) whole pie, 1 (one) Yeast Bread loaf, or specialty loaf, or braid, 3 (three) yeast rolls, 1 (one) Cake, 3 (three) cupcakes, etc.

Senior Foods (14 – 18) Senior Foods: Examples of Entries: Education

Exhibit, 3 (three) Cookies, 3 (three) Brownies, 3 (three) muffins, 3 (three) Biscuits; 1 (one) Quick Bread (8" x 4" or 9" x 5" Loaf), Pie (whole pie), 1 (one) Yeast Bread loaf, braid, or specialty loaf, 3 (three) Yeast Rolls, 1 (one) Cake, 3 (three) cupcakes, etc.

261 – Favorite Foods Show

Beginner (7-8)

Junior (9-11)

Intermediate (12-13)

Senior (14-18)

PREMIUMS: BLUE - \$4.00, RED - \$3.00, WHITE - \$2.00

4-H FOOD PRESERVATION DEPARTMENT

1. Read General Regulations and General Regulations 4-H & FFA Departments.
2. Each member may not exhibit more than 4 (four) total entries in 4-H Foods
3. Exhibits must have been preserved since the previous year's county fair. 4-H members must be currently enrolled in the Kansas 4-H Foods & Nutrition project to exhibit in this department.
4. Recipes and processing methods from the following sources are recommended. Recipes must be from 1995-Present and must be adjusted for Altitude based on your processing location or it will be disqualified. Processing methods what will be disqualified include: open kettle canning, oven canning, sun canning, and using electric multi-cookers. Untested recipes will be disqualified for food safety reasons. Tested recipe resources include: K-State Research & Extension Food Preservation Publications; Other University Extension Food Preservation Publications; USDA Complete Guide to Home Canning; So Easy to Preserve 6th edition from the University of Georgia Cooperative Extension Service; Ball Blue Book Guide to Preserving, Ball Complete Book of Home Preserving; Canning Mixes

(i.e. Mrs. Wage's, Ball); Pectin manufacturers (i.e. SureJell, Ball) and www.rrc.k-state.edu/preservation/recipes.html. More information can be found at www.maraisdescyngnes.ksu.edu

- K-State Research and Extension Food Preservation publications
 - Other University Extension Food Preservation publications
 - USDA Complete Guide to Home Canning
 - So Easy to Preserve, 6th edition, The University of Georgia Cooperative Extension Service
 - Ball Blue Book Guide to Preserving
 - Ball Complete Book of Home Preserving
 - All New Ball Book of Canning and Preserving
 - Canning mixes (i.e. Mrs. Wage's, Ball)
 - Pectin manufacturers (i.e. SureJell, Ball)
 - <http://www.rrc.k-state.edu/preservation/recipes.html>
- Refer to following K-State Research and Extension publications for more information:

- 4H712 "Food Safety Recommendations for Food Preservation Exhibits"
(<http://www.ksre.ksu.edu/bookstore/pubs/4H712.pdf>)
- MF3170 "10 Tips for Safe Home-Canned Food"
(<http://www.ksre.ksu.edu/bookstore/pubs/MF3170.pdf>)
- MF3171 "Sassy Safe Salsa at Home"
(<http://www.ksre.ksu.edu/bookstore/pubs/MF3171.pdf>)
- MF3172 "What's Your Elevation?"
(<http://www.ksre.ksu.edu/bookstore/pubs/MF3172.pdf>)
- MF3241 "How to Guide to Water Bath Canning and Steam Canning"
(<http://www.bookstore.ksre.ksu.edu/pubs/MF3241.pdf>)
- MF3242 "How to Guide to Pressure Canning"
(<http://www.bookstore.ksre.ksu.edu/pubs/MF3242.pdf>)

5. Alcohol is not allowed as an ingredient in food preservation entries. Entries with alcohol in the recipe will be disqualified and not be judged.
6. Each exhibit must have the complete recipe and instructions, or it will be disqualified. Recipe must include exhibitor name, recipe source, date of publication and altitude where food was processed. If using a canning mix, indicate the date the mix was purchased.
7. Exhibits must be processed in clean, clear standard canning jars, with matching brand (ex: use Ball lids on Ball jars, or Kerr lids on Kerr jars, etc.) two-piece lids. Do not use colored jars. Do not add fancy padded lids, fabric over wraps or cozies as they interfere with the judging process. No fancy packs unless recipe states to do so (ex: Pickled asparagus). Jars must be sealed when entered. For food safety reasons, the size of jars used must not be larger than the jar size stated in the recipe. Note: There are 12-ounce, 24-ounce and 28-ounce canning jars available and may be used. Use pint jar canning process recommendations for 12-ounce jars and use quart jar process recommendations for 24-ounce and 28-ounce jars.
8. Each jar exhibited must be labeled. The label must not cover brand name of jar and should be placed 1" (one inch) from the bottom of the jar. The label must give: Class No, Product, and Altitude where processed, Canning Method (water bath, weighted gauge or dial gauge pressure method), Process Time, Pressure (psi), date processed including month and year, Name, and County / District. Use new labels from the Extension Office to be current.
9. Hole punch the entry card and use a rubber band to attach the entry card and recipe around the top of the jar.
10. If dried food product is not in a canning jar, it will be lowered one ribbon rating. Suggested amount: 1/3 – 1/2 cup, or three (3) or four (4) pieces per exhibit. All meat jerky must be heated to an internal temperature of 160°F before or after drying. This is not the drying temperature! Dried products must include the recipe, preparation steps and heating instructions. Jerky not heated to an internal temperature of 160°F will be disqualified and not be judged. Heating information can be found in "Dry meat Safely at Home" www.ksre.ksu.edu/bookstore/pubs/MF3173.pdf

270 – Food Preservation Classes

Sweet Spread (fruit and / or vegetables) or Syrups

Fruits, Juices, Fruit Mixtures (salsas, pie fillings, etc.)

Tomato / Tomato Products, Tomato Juice & Tomato salsas

Low Acid Vegetables (green beans, corn, etc. or vegetable mixtures)

Pickles (Fruit or Vegetable), Fermented Foods Relishes & Chutney

Meats

Dried Foods – one kind of dried food product exhibited in a small canning jar. If dried food product is not in a canning jar, it will be lowered

one ribbon rating. Suggested amount: 1/3 - 1/2 cup, or three (3) to four (4) pieces per exhibit. Dried products must include the recipe and preparation steps. All meat jerky must be cooked to an internal temperature of 160⁰ F before or after drying. Jerky not heated to an internal temperature of 160⁰ F will be disqualified and not be judged. Heating information can be found in "Dry Meat Safely at Home" www.ksre.ksu.edu/bookstore/pubs/MF3173.pdf

PREMIUMS: BLUE - \$4.00, RED - \$3.00, WHITE - \$2.00

4-H HOME ENVIRONMENT DEPARTMENT

Teresa Lemke, Superintendent

Entry & Conference Judging Time: Monday, July 25,

Check in 2:30 – 3:00 p.m.

Judging 3:00 – 4:00 p.m. ~ Bldg #2

1. Read General Regulations and General Regulations 4-H & FFA Department.
2. Each member may not exhibit more than 4 (four) entries.
3. Must be enrolled in Home Environment project.
4. Display articles shown at the fair need to be labeled with name, address and club.
5. Plan and record sheet and a brief story are required at the time of fair display.

280 – Single Exhibits

Exhibit an article made by the 4-H'er for the home. Include explanation for how it was made, cost, pictures, plans, patterns, etc. Describe how it fits into the color and design scheme of the room. Explanation will be considered in total score.

Poster

Notebook – Poster or notebook may include swatches, colors, stories, photographs, and project records which detail what was accomplished this year with a given indication of long-term plans.

PREMIUMS: BLUE - \$4.00, RED - \$3.00, WHITE - \$2.00

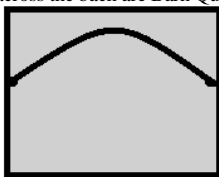
4-H VISUAL ARTS DEPARTMENT

Jackie Bond, Josie Dees, Jenny Nelson, Della Minden, Superintendents
Teresa Alexander, Nicholas Nelson, Wade Enman, Anna Brizendine, Alana
Bollinger, 4-H Assistants

Entry & Conference Judging Time: Monday, July 25,

8:00 a.m. - 11:30 a.m. ~ Bldg #2

1. Read General Regulations and General Regulations 4-H & FFA Department.
2. Each member may not exhibit more than 4 (four) entries in each division.
3. The exhibitor must be enrolled in the 4-H Visual Arts Projects. Work must be sole work of the exhibitor and completed within this 4-H year.
4. Entry tags must be attached to the project.
5. **If work is meant to hang, it must have wire across the frame to be able to hang from an S hook. Artwork should be matted and framed. No scotch tape, duct tape, masking tape, paper clips, etc. allowed. Superintendent will make decision if art item is "ready to hang".** The only artwork or crafts that do not have to have wire across the back are Barn Quilts.



6. Age as of January 1st of the current year.
7. Attach a 3X5" index card describing where you got the idea and what you did to make it your own. Must be attached to be eligible for State Fair Selection.
8. There will be a trophy given to the four divisions:
 - A. 7 - 8 years old
 - B. 9 - 11 years old
 - C. 12 - 13 years old
 - D. 14 years old and overThen out of the last three groups, six winners will be selected to go to the State Fair.

290 – Visual Arts

Beginner Visual Arts (7 - 8)
Junior Visual Arts (9 - 11)
Intermediate Visual Arts (12 - 13)
Senior Visual Arts (14 - 18)

Examples:

Painting (Watercolor, Oil or Acrylic)
Drawing (Pencil, Charcoal, Ink, or Pastels)
Mixed Media Graphic Design
Ceramics Jewelry or Bead craft
Basket weaving String / Yarn Art
Scrapbooking Floral Craft artificial flowers
Nature / Wood Crafts
Stenciling
Wearable Art (Except for Jewelry)
Holiday / Christmas Crafts Plaster Dough, Cement, or Stone
Wall Hangings

PREMIUMS: BLUE - \$4.00, RED - \$3.00, WHITE - \$2.00

4-H FIBER ARTS DEPARTMENT

Chanda Arnold and Jenna Dees, Superintendents
Arianna Peters, 4-H Assistant

Entry & Conference Judging:

Monday, July 25, Entry 1:00 – 2:00 p.m.

Judging 1:00 – 3:00 p.m.~ Bldg #2

1. No exhibit will be released for any other use. Fiber arts exhibits cannot be used for any of the Fashion Revue classes.
2. Attach an identification label (3" x 2½") on exhibit.
 - a) Type or print on 3" x 2½" piece of cloth: class number, county or district, and exhibitor's name;
 - b) Sew or safety-pin this ID label on the corner of flat articles.
 - c) For garments, attach ID label to the front left shoulder seam, or left side of waistband, as if you were wearing the garment.
3. A member may enter four exhibits in this department but will only receive premium on three.
4. When articles which are normally worn as a pair are exhibited, both articles must be shown together. Fasten articles together securely with yarn.
5. Special consideration will be given to articles which are of original design. Such articles should have a note attached explaining the original design.
6. The exhibitor may attach an index card, no larger than 3" x 5", with the entry form to give the judge any information which the exhibitor thinks would be helpful for the judge to know. Explain if the exhibit contains any recycled materials or is made of at least 90% wool.
7. Exhibitors must be enrolled in the Fiber Art project in which they are entering. When the exhibit is a sewn garment that also includes one or more Fiber Art techniques (i.e. knitting, crochet, needle arts, or patchwork and quilting), the determination of what division (Clothing or Fiber Arts) and class in which to enter will be left with the 4-H participant.
8. All exhibits which need to be hung **MUST** have the appropriate hanger, rod, wire or other mechanism attached in order to be properly displayed.
9. Exhibits will be judged by age divisions.
 - A. Beginner ages 7 - 8
 - B. Junior ages 9 - 11
 - C. Intermediate ages 12 - 13
 - D. Senior ages 14 - 18

300 – Fiber Arts

Crochet

Knitting - an article made either by hand or by knitting machine

Needle Arts - an article created by hand using any of the following techniques: Embroidery & Cross-stitch, Needlepoint, Candle wicking, Crewel, Lacework, or Appliqué

Patchwork & Quilting – It is acceptable practices for the exhibitor to create the patchwork or quilted article and have someone else quilt it.

Rug Making – acceptable techniques include braiding, latch hook, tying, floor cloth, etc. The finished product should be an item that would be an item used in the home.

Spinning – a skein-minimum 10 (ten) yards in length

Weaving – a woven article, members should attach information about the type of loom or process used.

Ethnic Arts - an article: This is defined as a Fiber Arts technique that is associated with a specific country or culture. It is a practical skill

that was developed to provide basic family needs such as apparel, home furnishings or decorations. It is also defined as a method that has been maintained throughout history and passed on to others, often by observation and example, such as batik, Swedish huck towel weaving, mud cloth, bobbin weaving, tatting, etc. members should attach information on the history of the ethnic fiber art, where it was used, by whom, how it was used, short description of the technique, etc.

Macramé

Educational Notebook-Share with others what you learned in this project about a particular Fiber Art. Exhibits should be in the form of a notebook or binder. The notebook should include a narrative section describing the fiber art. It should include a clear description of the project, techniques, how-to, photographs of completed projects, or other ways of educating others about fiber arts. Note: A collection of brochures, web pages, patterns, record book forms, etc. does not constitute an educational notebook.

PREMIUMS: BLUE - \$4.00, RED - \$3.00, WHITE - \$2.00

4-H PHOTOGRAPHY DEPARTMENT

Corissa Uphoff, Macayla Enman, Brandy Sherron, Superintendents
Annabelle Shaw, Leila Driver, Willa Moylan, Peyton Sherron, Brooklyn
Sherron, Taylor Sherron, 4-H Assistants

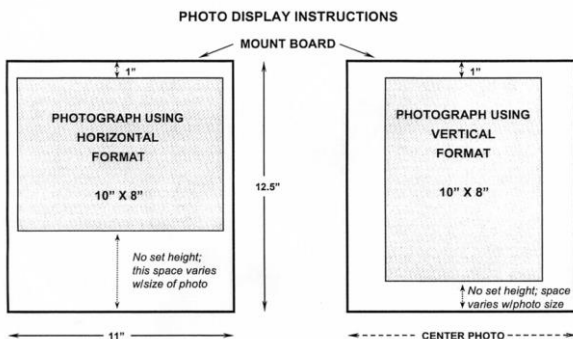
**Entry & Conference Judging: Monday, July 25,
8:00 a.m. – 11:30 a.m. ~ Bldg #2**

1. Read General Regulations and General Regulations 4-H & FFA Department.
2. Each member may not exhibit more than 4 (four) entries.
3. Color or black and white photographs may be exhibited in all classes. A color photo taken with a digital camera and printed without any more enhancement than could be done in a photo darkroom would be no different than a photo from film. These unenhanced digital photos should be entered in the color classes under H-281 or H-282.
4. The exhibitors tag must be completed and taped on the back of the mount board. A completed special photo tag will be taped to the front bottom of the mount.
5. Photographs exhibited must be the result of the current year's work by the 4-H member.
6. Photographic subject matter is expected to follow 4-H standards. For a sense of prohibited subject matter, review the Kansas 4-H member Code of Conduct; in general, if it is not allowed at a 4-H event, it is not allowable in a 4-H photograph at the State fair.
7. **Photos of / with live subject(s) on railroad right away, taken from railroad right of way, or of train tracks will not be displayed and will be disqualified and not judged.**
8. Improperly mounted photos, oversize or undersize photos with the white borders not removed or lettering (including dates) on the photo, will be rewarded a ribbon one placing lower than the placing determined by the official judges.
9. Mounted photos will be placed in a photo bag that will come with the mount board you purchase at the extension office. **DO NOT SEAL PHOTO BAGS.**
10. The official judge will award a ribbon one placing lower if improperly mounted.
11. Photographs taken with a digital camera and having no more adjustments than exposure, color intensity or correction, one click filter effects, red eye removal, cropping, dodging and burnings should be entered in the standard color or black and white classes. HDR photos are to be entered in the standard photo class.
12. Digital Composite Image: Finished photo must be created from two or more original sources created by exhibitor. HDR photos do not qualify for this class. Photos will be judged on photographic merit as well as manipulation technique and process.
13. The black and white class is for black and white prints only. Monochromatic prints, including sepia, prints are considered color photos and must be entered in the color photo class.

Photo Display Instructions:

1. All photos must be no larger than 8" x 10" and can be trimmed to no less than 7" x 9". Photos to be mounted across the narrow (11") dimension of an 11" x 12.5" sheet of white studio mount, with the top edge of the print 1" below the top of the mount and the sides of the print equal distance from the two sides of the mount. A permanent mount should be made using 3M #77 spray

adhesive. Remove white border from enlargement before mounting. See example on following page.



On the back of the Mount, write: the exhibitor's name, address, Marais des Cygnes – Miami (Paola), and where picture was taken. **Photographs of trains and / or railroad tracks are not eligible to enter.**

2. No lettering or dates will be permitted on the mount or photo. No underlay or borders are to be used.
3. Only these classes may exhibit at the State Fair. You must be 9 years old by January 1, 2021 to exhibit at the State Fair.

310 - Photography

Untouched and Uncropped Beginner photo – Photos shall be no larger than 4" x 6" and should be mounted on photo board across the narrow dimension. The photo cannot be exhibited in any other class. Not eligible for State Fair.

Color Photos taken by 4-H member

Black and White Photos

Digital Composite Image: Photo must be created from two or more originals taken by the exhibitor. Exhibitor must include a second 11" x 12½" matte board mounted with standard size prints of the original photos, 3" x 5" card explaining what manipulation was done a standard size print of the final photo. Optional, may include prints of editing steps. Photo showing editing steps may be layered. Please put name and district on the front of the second board.

Videos: Entries must be full motion not a series of still images with pan or zoom motion added by a software program. All content must be the result of the current year's project work. All content must be original and created by the exhibitor unless signed copyright, use and / or performance releases are provided. Talent, Computer editing, titles, graphics, animation, and music are allowed and recommended. Entries must be one of the following production types: Instructional, Informational, Documentary, Persuasive (PSA) Story, or Entertainment. Length must be no longer than 3 (three) minutes except for Persuasive / PSA which must either be 30 seconds or 60 seconds. Videos must be in a DVD standard format.

PREMIUMS: BLUE - \$4.00, RED - \$3.00, WHITE - \$2.00

4-H READING DEPARTMENT

Christine Mermis, Superintendent

Leila Driver, 4-H Assistant

**Entry & Conference Judging: Tuesday, July 26,
8:00 a.m. – 11:30 a.m. ~ Bldg #2**

1. Exhibitor must be enrolled in the reading project.
2. There are no state exhibits in this department.
3. Each member may not exhibit more than 4 (four) entries.
4. Posters must be full sheet of standard poster board (Approximately 22" x 28")
5. Displays are limited to 36" x 24" x 36".

320 – Reading

Display

Poster

Notebook

PREMIUMS: BLUE - \$4.00, RED - \$3.00, WHITE - \$2.00

4-H PERFORMING ARTS

Judging Thursday, July 28

Entry 3:00 p.m. – Contest 3:30 p.m. ~ Bld #4

1. Read General Regulations & General Regulations 4-H & FFA Department.
2. Each member may not exhibit more than 4 (four) entries.
3. Open to 4-H members enrolled in performing art or clowning.
4. Clowning members will be judged on their costume and their clown modeling, video or educational exhibit.
5. Exhibits not eligible to go to Kansas State Fair.
6. Educational exhibits must conform to size rules of poster, a full sheet of standard poster board (approx. 22" x 28") and a display, cannot exceed 36" x 24" x 36".
7. No VHS tapes, only digital format playable on laptop computer or tablet you provide.

330 – Performing Arts

Educational Exhibit – Poster / Notebook

Video other than at a competition. Video must be able to be played on a computer (DVD, Flash Drive) or on a Tablet if you provide the tablet for viewing. A five-minute maximum. Could be a dance, mime, puppet show, clowning skit, or music.

PREMIUMS: BLUE - \$4.00, RED - \$3.00, WHITE - \$2.00

4-H BICYCLE

Angie Bauer, Ann Mattison, Paula Gardner, Superintendents
Nicholas Nelson, Dana Mattison, Spencer Mattison, Roy Bauer, Max Bauer,
4-H Assistant

Entry & Derby: Saturday, July 23, 2:00 p.m. – 3:00 p.m.

1. Read General Regulations and General Regulations 4-H & FFA.
2. One entry per member.
3. Exhibitors must be enrolled in the bicycle project.

340 – Bicycle

Beginner (7 – 8)

Junior (9 – 11)

Intermediate (12 – 13)

Senior (14 – 18)

PREMIUMS: BLUE - \$4.00, RED - \$3.00, WHITE - \$2.00

4-H & FFA CROPS AND GARDEN DEPARTMENT

Loralei Crum, Jaime Pedigo, Superintendents

Entry Time: Tuesday, July 26, 8:00 a.m. – 10 a.m.

Judging: Tuesday, July 26, 10 a.m. – 12:00 p.m. ~ Bldg. #3

1. Read General Regulations & General Regulations 4-H & FFA.
2. Each member may not exhibit more than 4 entries.
3. Members must be enrolled in the Plant Science: Horticulture to exhibit in Garden classes or the Plant Science: Crops to exhibit in crops classes.
4. Crops and Garden exhibited in this division must be grown this year by 4-H or FFA members. Exceptions are made for Soybean seed and edible feed bean seed.
5. Crops: All classes calling for a gallon sample may have a 2.5" to 3" Styrofoam cylinder placed in the gallon container to reduce the amount of grain to about 3 quarts.
6. For Hay exhibits: One flake or slice cut (approximately 6" in thickness) from a rectangle bale or a 10" section cut from a round bale.
7. Garden: Use a sturdy paper or plastic plate, bowl, or container that will support the weight of the produce.

Information about exhibiting produce is available online in the publication "Exhibiting Fruits and Vegetables" available at <https://bookstore.ksre.ksu.edu/pubs/C405.pdf>

FIELD CROPS

(Variety or Hybrid must be named)

350 - Corn

White
Yellow

351 - Sorghum

Hybrid Grain Sorghum

Hybrid Forage Sorghum. Exhibit consists of Entire Plant, no roots

Other Forage Sorghum. Exhibit consists of Entire Plant, no roots

352 - Hay

Grass Hay

Legume Hay

353 - Seed

Wheat.

Oats.

Barley

Alfalfa

Brome Grass

Other Tame Grasses

Soybeans

Edible field beans

Miscellaneous Crops – One-gallon sample from current project.

354 – Other Crops

Soybeans – Bundle of 5 plants.

Edible field beans – Bundle of 5 (five) plants.

Sugar beets – Two beets

Miscellaneous Crops – One-gallon sample of seeds or 10 (ten) heads produced from current project.

GARDEN CROPS DIVISION

355 - Vegetables

Plate of 5 tomatoes

Plate of 5 cherry tomatoes

5 red potatoes (Variety should be named)

5 white potatoes (Variety should be named)

5 sweet potatoes (Variety should be named)

Plate of 5 Pickling Cucumbers

Plate of 5 Slicing Cucumbers,

Plate of 2 Oriental / English Cucumbers

Plate of 12 beans, green snap

Plate of 12 beans, yellow wax

Plate of 5 table beets

Plate of 5 carrots

1 eggplant

Plate of 5 turnips

1 pumpkin

Plate of 5 white onions

Plate of 5 yellow onions

Plate of 5 red onions

Plate of 5 bell peppers

Plate of 5 Jalapeno Peppers

Plate of 5 Other Sweet Peppers

Plate of 5 Other Hot Peppers

Plate of 5 okra

Summer Squash

Winter Squash

Zucchini Squash

Miscellaneous Vegetables

Plate of 5 Small Pumpkins / Gourds

356 – Fruit

Blackberries (1 pint)

1 Cantaloupe

1 Watermelon

Misc. Fruit

357 – Herbs

6 stems of ONE variety of fresh herbs exhibited in a disposable container of water

PREMIUMS: BLUE - \$4.00, RED - \$3.00, WHITE - \$2.00

4-H & FFA FLORICULTURE

DEPARTMENT

Glenda Kinaman, Brandy Sherron, Superintendent

Grace Kinaman, 4-H Assistant

**Entry & Conference Judging: Tuesday, July 26,
8:30 a.m. – 11:30 a.m. ~ Bldg #3**

1. Read General Regulations and General Regulations 4-H & FFA.
2. Each member may not exhibit more than 4 entries. Exhibitor must be enrolled in Plant Science.
3. **All entries in flower and horticulture classes must be grown by the exhibitor or must have been in their possession at least three months except for Flower Arrangements from Purchased Flowers**

360 – Flowers

Fairy Gardens: Plants and figurines arranged to make a make-believe world.
Must include at least 5 different plants in a container no larger than 18" in diameter.

Flowers, indoors and outdoors - Plan of your flower bed showing location of your flowers and their intended use in the overall family landscaping plan; or educational display of one phase of this project.

Single stem of annual flower.

Single stem of perennial flower.

Simple flower arrangement

Soil Potted House Plant

Patio Container House Plant

Other House Plant

Flower Arrangement, dried plant material, no fabric or plastic materials.

Flower Arrangement purchased flowers.

PREMIUMS: BLUE - \$4.00, RED - \$3.00, WHITE - \$2.00

4-H & FFA Energy Management

Includes Electric / Electronics, Small Engine and Wind Energy

Joe Sondy, Superintendent

**Entry & Conference Judging Time: Tuesday, July 26,
8:30 a.m. – 11:30 a.m. ~ Bldg #2**

Electrical and Electronics

1. Read General Regulations and General Regulations 4-H & FFA
2. Each member may not exhibit more than 4 entries.
3. Only those who meet the requirement of the electric project are eligible to exhibit in this division.
4. Use the exhibit entry tag available at the county extension office.
Record all requested information on entry tag and securely attach to exhibit.
5. Article should be cleaned before exhibiting if it has been used.
6. A sheet of operation instructions should be furnished for any exhibit not self-explanatory.
7. Exhibit should be able to be operated. If battery power is required, batteries should be furnished.
8. No hand dipped solder may be used on exhibits.
9. Exhibitor should be present to talk with the judge.
10. Any project with a complexity of size or electronics must have
 - 1) Instructions for assembly and use and
 - 2) Equipment available at the time of judging for testing the exhibit.
11. Classes will be broken down into years enrolled in project
A. 1st Year B. 2nd Year C. 3rd Year D. 4th Year

370 – Electrical and Electronics

AC Electric Projects: Electric projects with 110v or 120v alternating current (AC) power source. Some project examples are household wiring demonstrations, small appliances, extension cords, trouble lights, indoor or outdoor wiring boards, or shop lights. Projects may be restoration or original construction. The project must be operational and meet minimum safety standards. AC project must be 110 / 120V, no 240V exhibits are allowed, and must be constructed such that the judges have access to examine the quality of workmanship.

DC Electric Projects: Electric projects with a battery or direct current power source. This class includes electric kits or original projects. This class also includes demonstration DC powered project. Examples include wiring two- or three-way switches, difference between series / parallel lighting circuits or wiring doorbell switches. All DC electric projects must work with batteries supplied by 4-H'er. Projects must be constructed such that the judges have access to examine the quality of wiring workmanship.

Electronics Projects: Electronic Projects. Electronic projects with a battery or direct current power source. This class includes electronic kits or original projects. Examples include radios, telephones, toy robots, light meters, security systems, etc. May be constructed using printed circuit board, wire wrap, or breadboard techniques. Include instruction / assembly manual if from a kit. Include plans if an original project. Projects must be constructed such that the judges have access to examine the quality or wiring workmanship.

Educational Displays and Exhibits. The purpose of the educational display and exhibit is to educate the viewer about a specific area of the 4-H electrical or electronics project. The display or exhibit should illustrate one basic idea. This class includes any educational displays, exhibits or science fair type projects which DO NOT have a power source, i.e. exhibits, posters or displays of wire types, conduit types, electrical safety, tool or motor parts identification or electrical terminology. Educational displays and exhibits must be legible from four feet, using a maximum tri-fold size of 3' x 4'.

SMALL ENGINES

1. Only those who have met the requirements of the small engines or tractor projects are eligible to exhibit in this division.
2. Each member may not exhibit more than 4 entries.

371 – Small Engines

Educational Display - Exhibit a display, selecting one of the following options:

- 1) a display identifying different engine or lawn and garden equipment parts or a display showing the function of the various engine or lawn and garden equipment parts; OR
- 2) a display identifying and explaining the function(s) of different special tools needed for small engine work; OR
- 3) a display illustrating and providing the results of any one of the experiments that are included in the project books. No complete engines, lawn tractors, tillers, chainsaws are permitted for display. Maximum tri-fold size is 3' x 4'.

Maintenance Display - Exhibit a display that illustrates either

- 1) Routine maintenance procedures OR
- 2) Diagnosing and troubleshooting a specific problem in an engine. No complete engines, lawn tractors, tillers, chainsaws, etc. are permitted for display, using a maximum tri-fold size of 3' x 4'.

Operation - Exhibit an operable small engine (no more than 20 HP) overhauled or rebuilt by the member. Include maintenance schedule for the engine and a brief description of steps taken by the member overhauling or rebuilding the engine. Maximum tri-fold size is 3' x 4'.

WIND ENERGY

1. All exhibits in this division are limited in size to standard, tri-fold, display boards (36" x 48") and items may not extend beyond 12" from the back board. All displays must be self-standing.

372 – Wind Energy

Educational Display - Create an exhibit that addresses a focused topic related to wind power as a renewable energy source. The purpose of the exhibit is to inform and create awareness.

Wind Energy Experience - Display an experiment addressing a problem or question related to wind power as a renewable energy source. Include hypothesis, background research, variables, a control, data, findings, conclusions and recommendations for future study.

PREMIUMS: BLUE - \$4.00, RED - \$3.00, WHITE- \$2.00

4-H STEM DEPARTMENT

Jenny Nelson, Superintendent

**Entry & Conference Judging: Tuesday, July 26,
8:30 a.m. – 11:30 a.m. ~ Bldg #2**

ROCKETRY

1. Read General Regulations and General Regulations 4-H & FFA Department.
2. The Exhibitor must be enrolled in the 4-H SpaceTech Project.
3. Exhibitor is limited to 4 (four) entries.
4. All Exhibits must be made during the current 4-H year.
5. If a fire burn ban is in effect for any county in Kansas, exhibitors in any Kansas County are not required to launch their rocket(s). All requirements for launching of rockets for the state fair and the documenting of the launching are suspended for the duration of the ban.
6. For the purposes of Kansas 4-H SpaceTech a high-powered rocket is defined as a rocket that meets any of the following criteria:
 - a. Is 2" or greater in diameter (not including fins) and taller than 3' (36" including fins)
 - b. Weighs more than 3.3125 pounds (53 ounces or 1500 grams) at the time of launch
 - c. Uses an 'E' engine or larger to launch (2D's, 4C's, 8B's, etc.)
 - d. The total impulse of all engines used in the rocket is greater than 20.01 Newton-seconds of thrust.
 - e. Models powered by rocket motors not classified as model rocket motors per NFPA 1122, e.g.;
 - i. Average thrust in excess of 80.01 Newtons
 - ii. Contains in excess of 2.2 ounces (62.5 grams) of propellant and are limited to only H and I motors
7. For the purposes of Kansas 4-H SpaceTech, NO rocket may be launched using engines totaling more than an "I" impulse engine or 640 Newton-seconds of total thrust.
8. The report that accompanies the rocket must be limited to the 4-H SpaceTech Rocket Exhibit Information Form which is affixed to a 10" x 13" envelope. This form may be downloaded from <http://www.KansasSpaceTech.com> or from the Extension Office and must be the current year's form. Any rocket exhibit not including this completed envelope will receive an automatic participation ribbon.
9. Plans (or a photocopy) must be placed inside the envelope
 - a. This includes original design rockets
 - b. If a rocket kit has been modified structurally, notations need to be given indicating the changes made, either by notations on the Rocket Exhibit Information Form or by placing notes in the plans.
10. One or more photographs of the rocket at the launch site are required.
 - a. Photographs showing the rocket at the moment of ignition are preferred.
 - b. Photographs must be mounted on one side of 8½" x 11" page(s).
 - c. There must be at least 1 page of photos and no more than 5 pages of photos.
 - d. Include at least one photo showing rocket construction, preferable with the exhibitor included.
 - e. Do not include photos of members catching their rockets as they return to earth. This is an unsafe practice, and we do not recommend or condone this practice.
11. To exhibit in this division:
 - a. The rocket must have been flown. (Unless Rule 5 is in effect.)
 - b. Support rods must not extend past the tip of the highest nosecone on the model.
 - c. Support rods must remain in the upright position, 90° to the display base, DO NOT ANGLE. If support rods are not perpendicular to the base, the judge should deduct two ribbon placings.
 - d. No model may be exhibited on a launch pad.
12. **Launches should not be conducted in winds above 20 mph and will constitute disqualifications of rocket exhibit.**
13. All rockets must have a safe method of recovery, e.g., parachute, streamer, or tumble recovery. **Any rocket without a recovery system will be disqualified.**
14. The altitude achieved by the rocket is to be determined using a method other than estimation. Examples of accepted methods include altimeter, computer software, range finders, etc. If

- additional space is needed to show calculations of how the altitude was achieved one additional page may be added to the rocketry information pack.
15. Flight damage is to be documented by the participant on either the construction plans or the 4-H SpaceTech Rocket Exhibit Information Form.
 16. The judging of flight damage is to be secondary to all other aspects of the model and only then may it even be considered. However, under no circumstance may flight damage be grounds for disqualification.
 17. **Engines and ignitors ARE NOT permitted with the exhibit and will be immediately disqualified.** If an engine become stuck, jammed, wedged, or in any other way permanently affixed in or to a rocket and cannot be removed from the rocket, the rocket will be disqualified.
 18. Engines may not be used as display stands hollowed out or otherwise. **Engines used as display stand will be disqualified.**
 19. Rocket engines should not be used to join multi-stage rockets together.
 - a. Multi-stage rockets can be displayed without having the stages connected.
 - b. The different stages must be included to complete the rocketry exhibit, incomplete exhibits will be deducted at least one ribbon placing.
 - c. **Use of any engines to join the stages together will be subject to immediate disqualification.**
 20. Multi-stage rockets can be flown using just the final stage and be considered fully flown.
 21. **If a safety violation is noted by the judges, superintendent, or other staff, the exhibitor's rocket, at the judges' discretion, will receive a participation ribbon.**
 22. Rockets are to be properly assembled according to the assembly instructions.
 23. **Beginner kits with prefabricated fin assemblies and pre-finished rockets requiring no painting are not acceptable and will be disqualified.**
 24. **Plastic snap together fins and prefabricated fin assemblies that do not require fin alignment are not acceptable and will be disqualified.**
 - a. This rule does not apply to plastic fins that must be manually aligned and do not utilize a fin alignment mechanism, including, but not limited to fin alignment rings or spacing blocks.
 - b. This rule does not apply to fiberglass, Kevlar, extruded foam, composite, or wood fins; especially when used for "through-the-wall" fin attachment techniques that are common in larger rockets.
 - c. In addition, plastic parts for decorative and mechanical purposes (i.e. decorative nozzles and moving landing struts) are not considered fins and can consist of plastic. Decorative nozzles, etc. need to be securely fastened and not pose a safety hazard.
 25. Angles of fins must fall within a plus or minus 2° variation using an approved fin alignment guide (such as KSSTAC10). An official fin guide is available from <http://www.KansasSpaceTech.com>.
 26. Fins should be rounded or streamlined to reduce drag.
 27. Fins and body tubes are to be sealed with sanding sealer and / or primer to eliminate the appearance of body grooves and wood grain.
 28. Fins and launch lugs are to be filleted to reduce drag and properly secure them to the model.
 29. Any seams on plastic parts are to be sanded smooth.
 30. Body tubes / airframes / engine mounts can be made from suitable materials, including, but not limited to reinforced paper, cardboard, phenolic resin, specialized polymer resins, fiberglass, Kevlar, or other suitable structural materials.
 31. The nose cone is to fit snugly but still allow for easy removal.
 32. Exhibits must be uniformly painted and smoothly finished or finished as per rocket instructions, and have decals applied smoothly.
 33. Non-standard surfacing (such as textured paint) may be used if directed by the instructions, this includes scratch build rockets.
 34. Models may not be judged based on their paint scheme (colors and placement on the rocket), except for rockets that fit the definition of a "scale model." All other rockets do not have to follow the suggested paint scheme, allowing the 4-H'er to display maximum creativity in the finishing of their rocket.
 35. As defined by the National Association of Rocketry (NAR), a scale model is "any model rocket that is a true scale model of an

- existing or historical guided missile, rocket vehicle, or space vehicle.” The intent of scale modeling is “to produce an accurate, flying replica of a real rocket vehicle that exhibits maximum craftsmanship in construction, finish, and flight performance”. Scale Model Rockets are to be finished and completed with a majority (greater than 70%) of decals.
36. Model Rocketry Guidelines: Model rockets are generally small-to-medium sized rockets that can be purchased at hobby stores or are small-to-medium sized rockets that an individual build from parts like those found in model rocket kits.
 - a. Rocket classified as high powered may not be entered in this category.
 - b. Each rocket must be able to stand freely by itself or be supported by a solid base, not to exceed 4/4” thick and 8” square. The exhibitor’s name, district, and age must be labeled on the top of the base.
 - c. If the model rocket is greater than 4’ tall it can be displayed without a base or displayed parallel to the ground with up to 3 notched blocks not to exceed 4” in height width and depth. The exhibitor’s name, district, and age must be labeled on the top of the base.
 - d. All exhibitors must comply with the National Association of Rocketry (NAR) Model Rocket Safety Code that is in effect as of October 1st of the current 4-H year.
 37. Original Design Rocket Guidelines (ages 11 and up):
 - a. Original designed rockets cannot be a modification of a pre-existing kit and must be of original design.
 - b. Original design rockets must be designed by the exhibitor.
 - c. Original design rockets must include detailed instructions, so that someone could construct the original designed rocket just like a kit purchased at a store. Instructions can be as many pages as needed to convey full and complete construction techniques.
 - d. Original design rocket instructions should not include copies of instructions in part or in whole from existing kits.
 - e. Original design rockets include a summary of how the rocket was tested for stability prior to flying.
 - f. Up to 4 additional pages can be added to the rocketry information pack detailing the test(s) performed to insure stability. Provide as much detail as possible. **Failure to provide adequate written documentation will be disqualified.**
 38. Alternate Skins (ages 14 & up): Alternative skins are thin covering over a supporting skeleton that serve as the finish of a rocket as opposed to painting.
 - a. Use of alternative skins used for model aircraft is permitted on rockets of original design provided adequate provisions are made to prevent the rocket from catching fire during all phases of flight.
 - b. When used in construction, the alternative skins should not be used as the primary structure for the rocket. The rocket should still be sound design and construction to ensure safety for personnel performing launch activities as well as others who are in nearby vicinity.
 - c. Types of Covering: Plastic shrink type coatings used for radio control model aircraft are permitted. These can be obtained from various manufacturers and hobby supplies. Other types of fabric coverings such as cloth types using coatings for stiffness are permitted if all of the rules set forth above are met.
 - d. Seams and transition areas will be uniform and even.
 - e. Gaps and holes are not permitted in the covering especially where the fins or other stabilizing devices meet the main body of the rocket.
 - f. Omission of these skins from the bottom of the rocket is permissible. Paints and other types of coatings currently used for rocketry may be substituted in these areas.
 39. High Power Rocketry Guidelines:
 - a. In addition to the information packet completed for all rockets, a high-power information form is to be completed and placed inside of the information packet. This may be downloaded from <http://www.KansasSpaceTech.com>
 - b. The NAR High Power Rocket Safety Code applies to the construction and launching of all rockets in this class. As such all exhibitors must comply with the NAR High Power Rocket Safety Code that is in effect as of October 1st of the current 4-H year. However, if there is a modification in this code, the SpaceTech Action Team may review and implement the modified code.

- c. All rockets in this division are to be launched under adult supervision by the 4-H member who constructed the rocket.
 - d. If a rocket is launched using an engine(s) that has 160.1 Newtons per second or larger ('H' engine or equivalent number of smaller engines), adult supervision must be provided by an individual having at least a level 1 high power certification. The 4-H member should also hold or be attempting to attain their level 1 high power certification and should include supporting documentation of such (a copy of Level 1 card).
 - e. If according to the Federal Aviation Regulations Part 101, a waiver is required to fly the rocket, a copy of that waiver is to be attached to the High-Power Information Form. In the case where the launch was a public event, a substitute to a copy of the waiver is the Range Safety Officers (RSO's) contact information.
 - f. High power rockets may be displayed without a supporting stand. If a supporting stand is used, it is not to exceed 4¼" thick and 8" square. The exhibitor's name, district, and age must be labeled on the base.
40. Educational Exhibit Guidelines:
- a. Exhibits may not consist of only a rocket but must contain substantial supporting educational material in the form of poster, notebook or display boards.
 - b. Displays should be creative and showcase something specific you have learned in the Rocketry project during the current 4-H year. For example, rockets that have crashed and / or are highly damaged that can't be launched again may be made into an educational display or poster that tells a great story with many lessons learned.
 - c. Follow copyright laws, citing all sources of information in a standard notation on the "4-H Educational Rocketry Exhibit Information Form." Additional pages can be added inside the information Packet and should be labeled "Citations". Sources of scientific information must be cited on the front of your exhibit, including all posters and educational display boards.
 - d. Educational Displays are not to exceed a standard commercial 3' x 4' tri-fold display board. No cardboard table exhibits will be allowed. Care should be taken to use durable materials that will withstand the fair.
 - e. "Construction Kits" that are part of the educational display must be contained in cases (tackle boxes, sealable containers, etc.) that may not be larger than 1' x 2' x 2' and must have a latch which securely keeps all components contained in the box. Other components are to adhere to appropriate dimensions as stated in Rule 40d.
 - f. Educational Notebooks must be organized in 3-ring binders.
 - g. Educational Posters must be no larger than a 20" x 30" poster board.
 - h. Engines and igniters ARE NOT permitted with the Educational Exhibit and will be disqualified. Includes both live and spent engines.
 - i. Exhibitor's name, district, age and year(s) in project must be labeled in a prominent location on the educational display, notebook, "Construction Kit" and / or poster.
 - j. Exhibits should possess the following qualities:
 - i. A central theme
 - ii. What you want others to learn
 - iii. Be designed and constructed in a manner befitting the exhibit.
 - iv. Be something you are interested in
 - v. Be related to model or high-power rocketry

380 - Rocketry

Rocket made from kit. Include plans

Rocket designed by exhibitor: not merely a modification of an existing kit.

Include original plans. Exhibitors must be 11 years old and over by January 1st of the current year.

Rocket designed by exhibitor that use alternative skins; not merely a modification of an existing kit. Include original plans. Exhibitors must be 14 years old and over by January 1st of the current year.

Rocket designed and built by 2 or more exhibitors: not merely a modification of an existing kit. Include original plans. Exhibitors must be 11 years old and over by January 1st of the current year.

High power rocket made from kit or original design. Exhibitors must be 14 years old and over by January 1st of the current year.

Rocketry Education Exhibit (Poster, Notebook or Display)

PREMIUMS: BLUE - \$4.00, RED - \$3.00, WHITE - \$2.00

4-H ROBOTICS

1. Read General Regulations and General Regulations 4-H & FFA Department.
2. The exhibitor must be enrolled in 4-H Space Tech project.
3. Exhibitor is limited to 4 (four) entries.
4. Each Robot must be free-standing, without the need for additional supports in order to be moved or exhibited.
5. Each exhibit must be made during the current 4-H year.
6. Robot dimensions should not exceed 2' high, by 2' wide, by 2' deep and cannot weigh more than 15 pounds.
7. All electrical components of the robot must be adequately covered or concealed with a protective enclosure. Paper is not considered an adequate enclosure or covering.
8. Robots may be powered by an electrical, battery, water, air or solar source only. Junk drawer robots may be powered by a non-traditional power source. Robots powered by fossil fuels / flammable liquids will be disqualified. Robots that include weaponry of any kind will be disqualified. Weaponry is defined as any instrument, possession or creation, physical and / or electrical that could be used to inflict damage and / or harm to individuals, animal life, and / or property.
9. Remote controlled robots are allowed under certain conditions provided that the robot is not drivable. Remote controlled cars, boats, planes, and / or action figures, etc. are not allowed.
10. Each robot must be in operable working condition. The judge will operate each robot to evaluate its workmanship.
11. Each exhibitor is required to complete the "4-H SpaceTech Robotics Exhibit Information form" which is available through <http://www.KansasSpaceTech.com/robotic/> or the extension office. This form must be attached to the outside of a 10" x 13" manila envelope.
12. The exhibit must include written instructions for operation, construction plans, 1 - 3 pages of project photographs or a 5-minute CD, DVD, or video presentation, and robot programming information, if applicable. This information should be placed inside the 10" x 13" manila envelope mentioned above. You must provide a tablet or computer to show your CD or video to the judge.
13. Exhibitor's name and district must be labeled in a prominent location on the robot, educational display, notebook and / or poster. Sources of scientific information must be cited on the front your exhibits, including all posters and educational display boards.
14. Educational displays are not to exceed a standard commercial 3' x 4' tri-fold display board. No cardboard table exhibits will be allowed. Care should be taken to use durable materials that will withstand State Fair conditions. No electricity will be provided.
15. Educational posters must be no larger than 20" x 30"

381 - Robotics

Robot made from a commercial (purchased) kit.

Robot designed and constructed by exhibitor. The robot must not be a mere modification of an existing robot kit or plan.

Programmable robot made from a commercial (purchased) kit

Junk Drawer Robotics – based curriculum robot

Robotics educational exhibit (display, poster or notebook)

4-H WOODWORKING DEPARTMENT

Bonnie Barret, Jeremy Barret, Superintendent

Lana Enman, Franklin Gardner, 4-H Assistant

Entry & Conference Judging: Tuesday, July 26,

8:30 a.m. – 11:30 a.m. ~ Bldg #2

Judged by Age Divisions:

- A. Beginner (7 - 8)
 - B. Junior (9 - 11)
 - C. Intermediate (12 - 13)
 - D. Senior (14 - 18)
1. Read General Regulations and General Regulations 4-H & FFA Department.
 2. Each member may not exhibit more than 4 entries.
 3. Only those who have met the requirements of the woodworking project are eligible to exhibit in this division.
 4. The plan may be a photocopy, the actual pattern, or a scale drawing. It must be complete and accurate to the extent that a duplicate article could be built using the plan as a guide. In

addition, include a list and cost of material, plus amount of time spent on construction and finishing the article. This list should include all wood, hardware, finishing supplies, etc. If exhibit is entered without the plans, the exhibit will be dropped one ribbon place.

5. Any project that has glass that is not secured, i.e., glass shelves, glass top of coffee table, etc. will not be allowed at the fair. Glass that is secured in the project, i.e., glass front of a gun case of cabinet, etc., is permissible since it cannot be removed from the project.

390 - Woodworking

Woodwork articles for farm or shop use. Example: cages, carriers, feeders, tool and tackle boxes.

Lawn furniture; examples: swing seat, bird houses or feeders, picnic tables, and chairs.

Household woodwork article not included in above classes. (Example: broom holder, foot stools, desk)

Miscellaneous; Example: toys, sports equipment, etc.

Pieces of repaired and refinished furniture (A brief explanation of the work completed must be attached to the exhibit.)

PREMIUMS: BLUE - \$4.00, RED - \$3.00, WHITE - \$2.00

4-H ENTOMOLOGY **DEPARTMENT**

Pamela Peckman, Superintendent
Alana Bollinger, 4-H Assistant

Entry & Conference Judging: Tuesday, July 26,
8:30 a.m. – 11:30 a.m. ~ Bldg #2

1. Read General Regulations and General Regulations 4-H & FFA Department.
2. Exhibitors must be enrolled in the Entomology Project.
3. Each 4-H member may not exhibit more than 4 entries.
4. All entries, except the Introductory collection, should be submitted in an 18 x 24 x 3.5-inch wooden display box with a clear plastic top (such as Plexiglas). Boxes can be handmade or purchased as long as they are of the correct size. Please visit the website listed above for box instructions and plans.
5. 4-Hers may choose to use one of two taxonomies:
Option A: As printed in "Insects in Kansas" book, or
Option B: As printed on the "Insects in Kansas Book: 2016 Revised Taxonomy", which follows www.bugguide.net
6. Each exhibitor is required to identify each box with two identification labels bearing Exhibitor's name, county or district, the collection class 4-H'er is enrolled in and statement of taxonomy used. One label goes in the upper left corner of the box (inside) and the other on the lower right corner of the box (outside). Arrange specimens in the box so the box can be displayed lengthwise.
7. The number of orders, specimens (and families where required) must be included on both of the exhibitor's box identification labels. Only one adult insect per species can be used in the Collection Boxes and NoteBook Classes, unless labeled as male or female and correctly identified.
8. Arrange specimens in groups or rows parallel to the short sides of the box. Specimens are to be arranged by Order in the box, then Family where required.
9. Two labels should be centered on the pin beneath each specimen. First (closest to the specimen) is the common name label and the second label should include date/locality. Full county name and state abbreviation should be on the second label. Collector's name (or host) on the date/locality label is optional.
10. The specimens should be collected by the exhibitor and should focus on Kansas insects. Insects may be collected from one county into bordering states and labeled accordingly. Please refer to "Entomology Collection Exhibit Resource" for full details on out-of-state insects in collections.
11. Only specimens of the class Insecta should be included.
12. Purchased insects are not to be exhibited in collections, but they may be used in educational displays.
13. Specimens of soft bodied insects such as aphids, lice, termites, etc. should be exhibited in alcohol filled vials; however, the use of alcohol filled vials should be limited to only those specimens that lose their shape when pinned, since the vials pose a significant hazard to the rest of the collection if they become loose in transit.

14. Notebook Classes Rules:

- a. 4-H members who have been enrolled in other phases of the Entomology Project need to start with the Beginning Phase of Entomology notebooks, not the introductory phase.
- b. Each exhibitor is required to identify the notebook by placing a Title Page in the front of the notebook bearing the exhibitor's name, county or district and class 4-H'er is enrolled in and statement of taxonomy used (See #5). The number of orders, specimens and families (required in Intermediate and Advanced classes) must also be included on the Title Page.
- c. Specimen pages should be grouped according to order and should include one page per species. If more than one insect is in the photo, an arrow to indicate identified insect should be used.
- d. Date, common name, full county name and state abbreviation should be included for each species. Collector's name on the specimen page is optional.
- e. Specimen pages should have two different views of the insect if possible. If pictures are taken on different dates/localities, include information for both.
- f. A statement describing the habitat where found/host plant may be included and is encouraged and will be worth a bonus 10 points total, not per page. For Intermediate and Advanced notebooks, this is strongly encouraged.
- g. A divider page is to be placed in front of each order of insects with the order name printed on the tab for the page as well on the front of the divider page.
- h. For the Intermediate and Advanced classes, insects are also to be grouped by family behind each order divider.
- i. If the exhibitor has been in the same class for more than one year, a separate sheet of paper needs to be added stating how many years the exhibitor has been in this class of the project and what the exhibitor did this year to improve their notebook. Place the paper just behind the Title Page in the front of the notebook.
- j. A special project must be completed each year and included in the notebook. See project guideline materials for specifications.
- k. Refer to the publication "Entomology Collection Notebook Guidelines" on the Kansas 4-H Entomology web page for more detailed rules for exhibiting.

400 – Entomology

Introductory Entomology Collection: Display in a standard box, a minimum of 30 and maximum of 50 species representing at least 5 orders. This class is not eligible for State Fair. Limited to Beginner and Junior Age divisions.

Beginning I Entomology Collection: Display in 1 standard box a minimum of 50 and maximum of 125 species representing at least 7 orders. Members can exhibit in this class a maximum of 3 years, or until they receive a purple ribbon at the Kansas State Fair, whichever comes first.

Beginning II Entomology Collection: Display in 1 standard box a minimum of 75 and maximum of 150 species representing at least 9 orders. Members can exhibit in this class a maximum of 3 years, or until they receive a purple ribbon at the Kansas State Fair, whichever comes first.

Intermediate Entomology Collection: Display a minimum of 100 and maximum of 300 species representing at least 10 orders. Two standard boxes can be used. Family identification is required for all insects in any two of the following six orders: Orders of Orthoptera, Hemiptera, Odonata, Coleoptera, Diptera, and / or Hymenoptera. Members can exhibit in this class a maximum of 3 years, or until they receive a purple ribbon at the Kansas State Fair, whichever comes first.

Advanced Entomology Collection: Display a minimum of 150 and maximum of 450 species representing at least 12 orders. Three standard boxes can be used. Family identification is required for all insects belonging to the following six orders: Orders of Orthoptera, Hemiptera, Odonata, Coleoptera, Diptera, and / or Hymenoptera. Family identification of insects in the remaining orders is optional, but desirable if accuracy is maintained. All butterflies appearing in the collection should be labeled with the correct common name.

- Members can exhibit in this class if they remain eligible for 4-H membership.
- Introductory Entomology Notebook:** Display a minimum of 10 and a maximum of 30 insect species representing at least 6 different orders. Follow the Notebook Guidelines above. A 4-H'er may exhibit in this class for a maximum of 2 years.
- Beginning Entomology Notebook:** Display a minimum of 30 and a maximum of 60 insect species representing at least 7 different orders. Follow the Notebook Guidelines above. A 4-H'er may exhibit in this class for a maximum of 3 years.
- Intermediate Entomology Notebook:** Display a minimum of 60 and a maximum of 100 insect species representing at least 9 different orders. Pictures in any two of the following six orders should be identified to family: Orthoptera, Hemiptera, Odonata, Coleoptera, Diptera, and / or Hymenoptera. Follow the Notebook Guidelines above. A 4-H'er may exhibit in this class for a maximum of 3 years.
- Intermediate Entomology Notebook:** Display a minimum of 100 and a maximum of 200 species representing at least 12 different orders. Pictures in all the following six orders is required to be identified to family: Orthoptera, Hemiptera, Odonata, Coleoptera, Diptera, and / or Hymenoptera. Family identification of insects in the remaining orders is optional, but desirable if accuracy is maintained. Follow the Notebook Guidelines above. A 4-H'er may exhibit in this class for a maximum of 3 years.
- Educational Display:** Should be in an 18" x 24" x 3½" wooden display box with clear plastic top. Information on numbers and kinds of insect are not needed for educational exhibits. Displays may consist of specialized groups of insects or their close relatives, or related to any aspect of their behavior, biology, or ecology. Title of the exhibit should be indicated inside the box. The purpose of the project is to learn more about the importance, life cycles, biology, ecology, diversity, etc. of insect and related arthropods.
- PREMIUMS:** BLUE - \$4.00, RED - \$3.00, WHITE - \$2.00

4-H FORESTRY DEPARTMENT

Danna Schneider, Superintendent

**Entry & Conference Judging: Tuesday, July 26,
11:00 a.m. – 12:00 p.m. ~ Bldg #2**

1. Read General Regulations and General Regulations 4-H & FFA Department.
2. Each member may not exhibit more than 4 entries.
3. All exhibits to be mounted on 8½" x 11" heavy stock paper and placed in loose leaf binders. (Magnetic or adhesive filler sheets for photographic prints are recommended.)
4. Name, club, age, and year in project should be on front cover.
5. Prepare a label and place in the lower right-hand corner of the page. Label should include proper common name as listed in the 4-H bulletin 34. "List of Native Kansas Forest Trees:" location (city and / or county) where collected, and date (day, month, year) collected.
6. See Forestry Project book for details on mounting.
7. Divide specimens into 2 sections: Native Kansas Trees and Non-native Trees. Group Specimens according to the years collected (New and Previous Years). New Specimens are those specimens collected during the current 4-H year and cannot be a duplicate tree species of previously displayed specimens.
8. Exhibitor must be enrolled in Forestry.

Division A – Jr. 4-H Forester

KNOWING TREES AS INDIVIDUALS

(Leaf Collections**)

410 – Jr 4-H Forester

Beginning (Choose either A or B)

- A. Exhibit a minimum of 10 different leaves from native Kansas trees collected within the year. Exhibit can include non-native leaves in addition to the required number of leaf specimens collected from native Kansas trees.
- B. Exhibit a minimum of 5 native Kansas trees showing leaf, twig, and fruit from each species collected.

Intermediate (Choose either A or B)

- A. Exhibit a minimum of 20 different leaves (including 10 new specimens) from native Kansas trees collected within the year. Exhibit can include non-native leaves in addition to the required number of leaf specimens collected from native Kansas trees.

- B. Exhibit a minimum of 10 native Kansas trees showing leaf, twig and fruit from each species collected. This exhibit must include 5 new leaf, twig and fruit specimens.

Senior (Choose either A or B)

- A. Exhibit a minimum of 30 different leaves (including 10 new specimens) from native Kansas trees collected within the year. Exhibit can include non-native leaves in addition to the required number of leaf specimens collected from native Kansas trees.
- B. Exhibit a minimum of 15 native Kansas trees showing leaf, twig and fruit from each species collected. This exhibit must include 5 new leaf, twig and fruit specimens.

Advanced (Choose either A or B)

- A. Exhibit a minimum of 40 different leaves (including 20 new specimens) from native Kansas trees collected within the year. Exhibit can include non-native leaves in addition to the required number of leaf specimens collected from native Kansas trees. **OR**
- B. Exhibit a minimum of 20 native Kansas trees showing leaf, twig and fruit from each species collected. This exhibit must include 10 new leaf, twig and fruit specimens.

** Exhibit one complete leaf where possible. Where leaf is too large, exhibit as much of the terminal portions as possible. Sketch in reduced scale, the entire leaf and illustrate where the exhibited an illustration of how a tree grows.

How a Tree Grows: Entry may include a project notebook with 10 or more seeds collected with pictures showing a germination study **OR** a mounting of a thin section of wood cut from the end of a log or top of stump, labeled with information such as kind of wood and age of tree when cut, **OR** exhibit an illustration of how a tree grows.

Tree Appreciation: Entry may include a research or reporting notebook with no more than 10 pages based on the exhibitor's selected tree. This notebook may include sketches, drawings, pictures, a story, or any other things which will help tell about the tree you have selected.

411 - Senior 4-H Forester

Growing and Protecting Trees Display: Display with a project notebook telling about project and pictures before, during & after planting seedlings. Maximum tri-fold size is 3' x 4'

Tree Culture Display: Display with a project notebook telling about project and pictures before, during & after wood lot improvement. Maximum tri-fold size is 3' x 4'

How Forests Serve Us Display: Entry may include collected wood samples (all or partial) and 500-word essay. Wood sample display to be mounted on poster board or any stiff material no larger than a 3' x 4' trifold. Essay should be displayed in a covered binder.

Educational / Creative Exhibit: Exhibit directly related to tree identification or Forestry. Type of exhibit is open (Notebook, poster, collection box, etc.) given a maximum tri-fold size of 3' x 4'. Care should be taken to use durable materials that will withstand fair conditions. This is a good class to exhibit an unusual collection.

PREMIUMS: BLUE - \$4.00, RED - \$3.00, WHITE - \$2.00

4-H GEOLOGY DEPARTMENT

Jeff Haley, Superintendent

**Entry & Conference Judging: Tuesday, July 26,
8:30 a.m. – 10:30 a.m. ~ Bldg #2**

Special Rules

1. The standard size exhibit box should be 18" x 24" x 3½". All specimens are to be arranged across the narrow (18") dimension of the exhibit box, making the exhibit 18" across the top and 23" deep. If a box has a sliding Plexiglas cover, it must be removed from the top. Screws, locks or other devices that would prevent the judges from removing the Plexiglas cover should not be used.
2. Each exhibitor is required to identify each display box by placing an identification label bearing name, county, and number of specimens in the upper left-hand corner of the box (inside) and by attaching a label with the same information to the back of the box (outside). The inside label is also to indicate the class number.
3. Exhibitor may enter in both geology and lapidary classes. Exhibitor may also show in geology class 444 (special exhibit) and in one more of the lapidary classes.
4. Geology specimens should be labeled with the number of specimens, date collected, specimen name or description, and locality (county) where collected
5. For geology classes (excludes Lapidary) specimens should be mounted in the box by proper groups – rocks, minerals, fossils

6. In classes H-441 to H-446, all specimens must be collected (not purchased) from locations in Kansas except for Tri-Mining Area Specimens collected from these three adjacent counties: Ottawa County, OK; Newton and Jasper Counties, MO.
7. Each member may not exhibit more than 4 entries.

420 - Geology

- Display at least 15 rocks, minerals, and fossils collected during the current 4-H year. Exhibitor is limited to one exhibit box.
- Display at least 30 different rocks, minerals, or fossils, at least 5 of each. Fifteen must be collected during the current 4-H year. Exhibitor is limited to one exhibit box.
- Display at least 45 rocks, minerals, or fossils, at least 5 of each. Fifteen must be collected during the current 4-H year. Exhibit limited to two boxes. This class is open to those exhibiting either the third or fourth time at the State Fair. Identify the rocks as igneous, metamorphic or sedimentary. These rock types must be spelled out on labels or have a legible key.
- Display at least 60 rocks, minerals, or fossils, at least 5 of each. Fifteen must be collected during the current 4-H year. Exhibit limited to two boxes. This class is open to those exhibiting the fifth time or more at the State Fair. Identify the rocks as igneous, metamorphic or sedimentary. These rock types must be spelled out on labels or have a legible key.
- Educational Exhibit: Exhibit relating to everyday living; or to a mineral test, a rock formation, geological history, species of a fossil, forms of one mineral, a variation of one kind of rock, archaeological artifacts, or Indian artifacts. Digital formats are accepted. Please make arrangements for the judge to view your exhibit and have a hard copy for display. Exhibit limited to 4 feet of table space. Care should be taken to use durable materials that will withstand State Fair conditions. Exhibitor may show in the class regardless of number of times he or she has exhibited at State Fair or whether exhibitor has entries in classes 5200, 5201, 5202 or 5203. Exhibitor may also exhibit in lapidary class.
- Mineralogy. Display a minimum of 15 mineral specimens collected in Kansas, at least 5 of which have been collected during the current 4-H year. The minerals are to be grouped by mineral class (i.e.: Carbonates, Oxides, Silicates) and at least 3 classes must be represented. The member must use one standard display box (see #1). The specimens must be labeled with the number of the specimen, date collected, name of specimen, county where collected and chemical composition (i.e.: CaCO₃ for calcite) if known.

421 – Lapidary

The lapidary will be judged on the following criteria:

- Workmanship and Content -----60 points
- Presentation and Showmanship -----30 points
- Accuracy of Information -----10 points

All lapidary specimens should be labeled with the following information:

- Specimen name
- Place of origin (country, state, or county; county required for Kansas specimens)
- Purchased or self-collected
- Date lapidary treatment began
- Date lapidary treatment completed (Treatment completed after the State Fair is considered a new year specimen).

- Display at least 5 varieties of polished (tumbled) specimens and 5 varieties of unpolished specimens that have not yet received lapidary treatment. These do not have to be an example of “before and after”, nor do they have to be self-collected. Locales must be identified. Only those exhibiting lapidaries at the State Fair for the first time may exhibit in this class.
- Display before-and-after examples of at least 3 varieties of specimens, at least 2 tumble-polished and 2 unpolished of each. There is no requirement that the 4-H'er collect any of these. Locales must be identified. Lapidary work should be done during the current 4-H year.
- Display before-and-after examples of at least 6 varieties of specimens, at least 2 tumble-polished and 2 unpolished of each. At least two varieties should be collected from the native site by the 4-H'er, at least one of which comes from Kansas. Locales must be identified. Lapidary work on at least three varieties should be done during the current 4-H year.
- Display before-and-after examples of at least 9 varieties of specimens, at least 2 tumble-polished and 2 unpolished of each. At least three varieties should be collected from the native site by the 4-H'er, at least two of which comes from Kansas. Locales must be identified.

- Lapidary work on at least three varieties should be done during the current 4-H year.
- Exhibit at least 6 specimens that have not previously been exhibited, which have received lapidary treatment. Lapidary treatment may consist of polishing, and end, face, or flat lapping. Specimens must represent at least 3 different varieties and include at least three cabochons of any size or shape, only one of which may be free formed. A cabochon is a style of cutting in which the top of the stone forms a domed or curved convex surface. Three of the specimens must be mounted into jewelry findings.
- Special lapidary exhibits should be entered in class H-451
 PREMIUMS: Blue - \$4.00, Red - \$3.00, White - \$2.00

4-H SHOOTING SPORTS CONTEST

Shannon Moser, Superintendents

Saturday, July 9 – 9 a.m. ~ Shotgun at Hillsdale Range

Sunday July 10 – 1 p.m. ~ Archery at the Fairgrounds

Tuesday, July 19 – 6:00 p.m. & 7:00 p.m. ~ Air Rifle at Bldg #3

1. Must be enrolled in Shooting Sports in 4-H and completed BASIC Safety.
2. Must be 8 years old by January 1, 2022 to Compete in Shooting Sports.
3. Each 4-H member can have 4 exhibits.
4. Educational exhibits will be displayed with Miscellaneous Department.
5. Online Pre-Entry due July 1st

Beginner 8-9

Junior 10-11

Intermediate ages 12 – 13

Senior ages 14 - 18

430 – Air Rifle

Pellet

BB

431 – Archery

432 – Shot Gun

Trap

Skeet

433 – Compound Archery

Shooting Sports Educational Displays are entered in the Miscellaneous Department. They are eligible for exhibit at the State Fair.

PREMIUMS: BLUE - \$4.00, RED - \$3.00, WHITE - \$2.00

4-H FISHING SKILLATHON

Becky Hendrickson, Lori Enman, Superintendents

Nicholas Nelson, Ann Mattison, 4-H Assistants

Entry: Saturday, July 23, 8:00 a.m. – 9 a.m.

Contest: Saturday, July 23, 8:30 a.m. – 10:30 a.m.

1. 4-H members enrolled in fishing may participate.
2. Participants must bring own fishing poles & plastic plug.
3. Ribbons awarded to all participants.

440 – Fishing Skillathon

Beginner (7 – 8)

Junior (9 – 11)

Intermediate (12 – 13)

Senior (14-18)

PREMIUMS: BLUE - \$4.00, RED - \$3.00, WHITE - \$2.00

4-H STEM AG MECHANICS

Joe Sondy, Superintendent

Entry Time & Conference Judging: Tuesday, July 26,

8:30 a.m. – 11:30 a.m. ~ Bldg #2

1. 4-H members must be currently enrolled in the Kansas 4-H STEM-Ag Mechanics (Welding) project to exhibit in this department. In 2021 an exception will be made, due to the project being new.
2. Each exhibitor may enter one exhibit per class. Exhibits must have been constructed or repaired during the current 4-H year.
3. For the 2021 Fair total exhibit dimensions should not exceed 3 feet high, by 3 feet wide, by 3 feet deep. Total exhibit weight may not exceed 150 pounds (movable by a team of 2 people)
4. Wheeled exhibits must utilize a breaking mechanism which prevents the exhibit from freely rolling while on display.
5. Each exhibit must be free-standing or sufficiently supported by an exhibitor supplied support system that is moveable and is part of the total dimensions and weight of the exhibit as described

- previously. Exhibit boards should have a portable and moveable base. No exhibits may be staked to the ground for display.
6. Top heavy items should be braced or placed in a stand sufficient to prevent it from toppling over while on display.
 7. Painting or spot painting is not allowed on projects after arrival on fairgrounds. If wet paint is detected by judges or superintendents one ribbon placing will be deducted.
 8. Repair projects having adequate original finish need not be repainted.
 9. Cutting surfaces, such as blades or knives, are to have a protective covering over them to prevent injury. The covering should be easily removed and reinstalled for judging. Foam “pool noodles” and multiple layers of cardboard are acceptable.
 10. Exhibits that include weaponry of any kind will be disqualified. Weaponry is defined as any instrument, possession, or creation, physical and/or electrical that is intended to be used to inflict damage and/or harm to individuals, animal life, and/or property.
 11. If the exhibit is powered by flammable liquids (gas, propane, kerosene, etc.) the fuel tank and lines should be drained and allowed to dry, to avoid spills and potential fires.
 12. Electric powered (battery, corded, solar, or alternative energy) should have a primary shutoff or disconnect switch.
 13. If a safety violation is noted by the judges, superintendent, or other staff, the exhibitor’s exhibit, at the judges’ discretion, will receive a deduction in ribbon placement or a participation ribbon.
 14. The exhibitor’s name(s) and county or district must be tagged or labeled in a prominent location on the display.
 15. Each exhibit must include an Ag Mechanics information packet. Entry of just a packet without an accompanying exhibit is not a sufficient exhibit.
 16. Each exhibitor is required to complete the “4-H STEM Ag Mechanics Exhibit Information Form” which is available through your local K-State Research and Extension office or at www.STEM4KS.com. This form must be attached to the outside of a 10” x 13” manila envelope.
 17. Each exhibit information packet should include the following items:
 - a. Bill of materials for the project with associated costs, scrap items used may be listed as having a \$0.00 cost.
 - b. 1 to 5 pages of photos showing work on the exhibit, preferably from a beginning state to final or completed state.
 - c. If appropriate schematics or working drawings relating to the creation or repair.
 - d. If appropriate operating instructions.
 18. Additionally, exhibitors may create an optional video (not required) about their project showing its operation and the work they have done. This allows judges to get a better understanding of the exhibit and allows the youth the opportunity to fully demonstrate their exhibit. The video should be no longer than 8 minutes. Please bring a device to play your video for the judge at the fair.

450 - Introductory - Level 1 classes (about 1 - 3 years of experience)

This level is designed for youth with little to no exposure in the project area so that they can gain an understanding of basic principles and methods in the given area.

Welding display board – a 3 foot by 3-foot display board with different pieces of metal attached illustrating different types of welds, each weld being labeled

Level 1 Welding ag repair – repair of ag equipment with welding

Level 1 Welding ag fabrication – creation of new ag equipment with welding

Level 1 Welding general repair – repair of non-ag equipment with welding

Level 1 Welding general fabrication – creation of non-ag equipment with welding

Level 1 Welding artistic fabrication – creation of artistic or interpretive pieces with welding

Level 1 Brazing repair

Level 1 Brazing fabrication

Smithing display board – a 3 foot by 3-foot display board with different pieces of forged metal attached illustrating different forms, each form being labeled

Level 1 Smithing – A design forged with at least **one** formed element (twists or spirals for example)

451 - Experienced – Level 2 classes (about 4 - 6 years of experience)

This level is designed for youth some experience in the project area allowing them to expand on common principles and methods in the given area.

Level 2 Welding ag repair – repair of ag equipment with welding

Level 2 Welding ag fabrication – creation of new ag equipment with welding

Level 2 Welding general repair – repair of non-ag equipment with welding

Level 2 Welding general fabrication – creation of non-ag equipment with welding

Level 2 Welding artistic fabrication – creation of artistic or interpretive pieces with welding

Level 2 Brazing repair

Level 2 Brazing fabrication

Level 2 Smithing – A design forged with at least **two** different formed elements (twists and spirals for example)

4-H STEM: ARCHITECTURAL BLOCK CONSTRUCTION

Joe Sondy, Superintendent

**Entry & Conference Judging: Tuesday, July 26,
8:30 a.m. – 11:30 a.m. ~ Bldg #2**

1. 4-H members must be currently enrolled in the Kansas 4-H STEM – Architectural Block Construction project to exhibit in this division. In 2022 an exception will be made, due to the project being new.
2. Each exhibitor may enter 4 exhibits. Exhibits must have been constructed during the current 4-H year.
3. Total exhibit dimensions may not exceed 2 feet high, by 2 feet wide, by 2 feet deep
4. All exhibits should be placed in a sturdy see through enclosure with a top, bottom, and 4 sides. A fish tank would be an acceptable enclosure. This is to keep exhibit parts from being “scattered to parts unknown” at the fair. The outer dimensions of the enclosure are part of the total exhibit dimensions.
5. All components used in construction should be dust free, clean, free of chips, scuffs, or cracks.
6. The primary building component should be interlocking blocks, commonly referred to by the brand name of Lego®.
7. Other architectural components can be integrated into dioramas to illustrate architectural aspects that may be difficult to convey with traditional interlocking blocks.
8. The use of existing “store bought” sets for major architectural elements of the display is not allowed, use of figurines from sets is allowed as are using individual bricks to create something different than the architectural component of the set it came from.
9. Displays must have significant architectural components (walls, windows, doors, roofs, canopies flying buttresses, etc.), landscapes are discouraged.
10. Architectural elements should have a consistent look, walls with no pattern or consistency will be deducted one ribbon placing.
11. Gaps or cracks should not be visible between assembled blocks.
12. Doors should open and close, windows can be either fixed or open and close.
13. Vehicles that are intended to stay in a single place should be affixed to base plates with sticky tack, hot glue, or other method.
14. Reveals that show the inside of a structure are acceptable, such as only having three walls to allow an unobstructed view into a room.
15. Mechanical enhancements or motion elements that add motion to the diorama are acceptable and encouraged. If used judges should be able to use them and instructions should be provided for operation.
16. Artistic designs with no architectural design/components are not permitted and two ribbon placings will be deducted.
17. The exhibitor’s name and county or district must be tagged or labeled in a prominent location on the display.
18. Each exhibit must include an Architectural Block Construction information packet. Entry of just a packet without an accompanying exhibit is not a sufficient exhibit.
19. Each exhibitor is required to complete the “4-H STEM Architectural Block Construction Exhibit Information Form”

which is available through your local K-State Research and Extension office or at www.STEM4KS.com. This form must be attached to the outside of a 10" x 13" manila envelope. Do not tie the envelope to the exhibit.

20. Each exhibit information packet should include the following items:
 - a. At least one drawing of the desired architecture on graph paper, multiple views (top, front, side) are preferred.
 - b. 1 to 5 pages of photos showing work on the exhibit, preferably from a beginning state to final or completed state.
 - c. If appropriate operating instructions for mechanical portions of the diorama.
21. Additionally, exhibitors are required to create a video about their project discussing their construction experiences and the architectural elements of the diorama. This allows judges to get a better understanding of the exhibit and allows youth the opportunity to fully explain their exhibit. The video should be no longer than 8 minutes. Please bring a device to play the video to judging on Tuesday.

460 - Architectural

Introductory - Level 1 classes (about 1 - 3 years of experience)

Diorama illustrating at least 2 architectural features beyond floors, ceilings, and walls

Experienced – Level 2 classes (about 4 - 6 years of experience)

Diorama illustrating at least 4 architectural features beyond floors, ceilings, and walls, and includes 1 or more motion elements

Advanced – Level 3 classes (about 7 - 9 years of experience)

Diorama illustrating at least 6 architectural features beyond floors, ceilings, and walls, and includes 2 or more motion elements

Master – Level 4 classes (10 or more years of experience)

Diorama illustrating at least 8 architectural features beyond floors, ceilings, and walls, and includes 3 or more motion elements

FFA Farm Mechanics/Welding

Entry Time: Tuesday, July 23, 8:00 a.m. – 10:00 a.m. Bldg #3

Conference Judging Tuesday, July 24, 11:00 a.m.

1. Read General Regulations and General Regulations 4-H and FFA Department.
2. Each member may not exhibit more than 4 entries.
3. All Exhibitors entering must have been enrolled in public school during the 2021-2022 school year.
4. All projects must be built or repaired after September 1, 2021. Each exhibitor must be present at time of judging and be prepared to answer any questions.
5. Each projects submitted must include a bill of materials with the approximate cost of construction, repair, time involved in building the project, and any construction point that need explanations.
6. Each exhibitor may exhibit four projects. These projects must be constructed in the Vo-Ag shop **OR** built under supervision of Vo-Ag instructor or 4-H leader or 4-H Parent
7. Projects will score on the following items:
 - a. Complexity of project
 - b. Quality of workmanship
 - c. Choice of materials
 - d. Practicality and/or safety of design
 - e. Descriptions of features
 - f. Finish
8. Repair projects will be scored on the following items:
 - a. Oral discussion and response to questions
 - b. Demonstration or explanation or operation
 - c. Quality of workmanship
 - d. Finish
 - e. Written explanation or pictures

470 – FFA Farm Mechanics & Welding

Individual construction completed by members.

Individual repair completed by members.

PREMIUMS: BLUE - \$8.00, RED - \$6.00, WHITE - \$4.00

4-H BOOTHS AND BANNERS

DEPARTMENT

Dave Green, Superintendent

Entry: Tuesday, July 26, 8:30 a.m. – 11:30 a.m.

Conference Judging: Tuesday, July 26, 1:00 p.m. Bldg #3

4-H Clubs may enter both banner and a booth.

1. Each booth should illustrate or demonstrate a phase of educational work which is being practiced by the club members in the county.
2. Each booth exhibited shall bear the name of the club.
 - a. Booths shall be maintained in a clean and orderly fashion by each club all through the fair.
 - b. Booths not properly maintained will forfeit their entry prize
 - c. Booths must be contained within the 6'x6' limits and not interfere with any adjoining booths.
3. No Booth or Banner is eligible to exhibit at the State Fair.
4. Banners are two dimensional displays, depicting one idea. Guidelines are listed below.
 - a. Dimensions are to be no less than 12 square feet and not more than 16 square feet, with a minimum of 3 feet on one side.
 - b. Banners must be hung on a wooden dowel stick strong enough to support the banner. On each end of the banner there should be a wire or chain 6" long. One end of the wire will be fastened to an "S" hook which will permit the banner to be hung from a suspended wire in the exhibit building.
 - c. Banners should be made of materials that permit the banner to be folded or rolled without damaging the fabric. Three dimensional objects may not be attached to the front of the banner.
 - d. A label is to be attached to the front left of the banner giving the name of the club, county, and year. Waterproof ink prevents smearing and is recommended for the label. Letters should be 2" in height.

480 – Booth and Banners

Club Booth

Other 4-H Booths

Club Banner

- a. General appearance, artistic, neat and attractive
- b. Can be viewed and read (if words are used) at a distance of 20'

Basis of Evaluation for Booths & Banners

- I. EDUCATIONAL VALUE – 40 points
 - a. Present suggestions or striking fact that is simple in form and easily understood.
 - b. Shows extent to which 4-H involvement meets a fundamental need.
 - c. Promotes a decision and action.
- II. Interest and originality – 20 points
 - a. Present original, unusual or striking method of exhibition.
 - b. Holds interests of people until they have read or observed essentials of the message.
 - c. Defines clearly one central idea.
- III. APPEARANCE – 20 points
 - a. General appearance, artistic, neat and attractive
 - b. Can be viewed and read (if words are used) at a distance of 20'.
- IV. QUALITY OF DISPLAY MATERIALS – 20 points
 - a. Display must be made of material that will permit the banner to be rolled / folded and displayed repeatedly without damaging the banner.
 - b. Banner must be a minimum of 12 and a maximum 16 square feet, with a minimum of 3' on one side.
 - c. Banners must be hung with a rod or rope or hanging wire, strong enough to support the banner.

PREMIUMS: BLUE - \$40.00, RED - \$30.00, WHITE - \$20.00

4-H MISCELLANEOUS

DEPARTMENT

Christine Mermis, Superintendent

Leila Driver, 4-H Assistant

**Entry & Conference Judging: Tuesday, July 26,
8:30 a.m. – 11:30 a.m. ~ Bldg #2**

1. Read General Regulations and General Regulations 4-H & FFA Department.
2. Each member may not exhibit more than 4 entries.
3. Must be enrolled in the project for which display was made.
4. Available only to members whose projects are not listed under other classes in the Fair book.
5. Classes 491 thru 494 are not eligible for State Fair.
6. Displays not listed under another project are allowed a maximum exhibit size: 36" wide x 24" tall by 36" deep.
7. Displays must be able to stand on their own.
8. Exhibitors must comply with state and federal laws. It is illegal to possess threatened or endangered wildlife, or the feathers, nests, or eggs of non-game birds. Game birds and game animals taken legally during an open season may be used. The use of live animals in educational exhibits is prohibited.
9. Classes H-494 through H-499 are eligible for state fair exhibit if Junior, Intermediate or Senior Divisions.

485 – Miscellaneous Department

Display - Any eligible project (See rule #4)

Posters - Any eligible project (See rule #4) Must be full sheet of standard poster board (approx. 22" x 28")

Notebook – Any eligible project (See rule #4)

Wildlife Notebook: Contents pertain to some phase, results, story of information about the wildlife project. Name, District, age, and year in project should be located in a prominent location on the exhibit.

Wildlife promotional poster: Must be related to something learned in the wildlife project. (Flat poster board or Foam board no larger than 22" x 28")

Educational Display: Must be directly related to the wildlife project. Maximum tri-fold size is 3' x 4'.

Taxidermy / Tanning Exhibit: Should include an attachment that shows the work in progress through photos with captions, or a detailed journaling of the process.

Shooting Sports Educational Display: Must be the standard tri-fold board only, not to exceed 3' wide x 4' tall. No "live" ammunition containing propellant or explosive powders may be used in any display! Artistic substitutes must be used in lieu of powder and "live" ammunition. Name, District, age and year in project must be displayed on the exhibit.

Shooting Sports Promotional Display: Must promote 4-H Shooting Sports on a flat poster no larger than 22" x 28".

Video/Multimedia: create a video or multimedia presentation using PowerPoint, Canva, Adobe Spark Google Slides, or another program/website to create a short video clip. The video should be less than 3 minutes and showcase a single project. Your video may focus on any of the following: what you did in the project, promoting a project or community service opportunity, or educating others about some aspect of the project. This class allows you to show your creativity and give life to your project.

PREMUMS: BLUE - \$4.00, RED – \$3.00, WHITE - \$ 2.00

Special 4-H / FFA Classes

These classes are non-premium classes

4-H/FFA MARKET ROUND ROBIN

SHOWMANSHIP CONTEST

Friday, July 29, 8:30 a.m. – Bldg #5

Open to 4-H / FFA Members

1. Up to two showmen (per judge's discretion) from each four market species, sheep, swine, beef, and meat goat will be present to show their animal, and in turn show an animal of each of the other three species. The Champion Round Robin Showman will be the individual who shows all the species the best.
2. If a showman wins first or second in more than one species, he/she must choose which he/she will show. The showman next in line of the species not chosen will then participate in the contest as an eligible contender.
3. Once a person has won the Round Robin Competition, he or she is not eligible to compete in the Round Robin in the future. They are still eligible to show in the species showmanship competition.
4. Individual scores will be posted at the completion of the contest.
5. In case of a tie in final scoring, the contestant with the highest score in the species that they were chosen will win.

490 - Round Robin Showmanship Contest

GRAND & RESERVE GRAND TROPHY:

***Special Award-A Belt Buckle will be awarded to the Grand Champion Round Robin contestant. Sponsored by the Bob Scherman Family**

4-H/FFA HERDSMANSHIP

The Herdsmanship Award will be given to the 4-H/FFA Club that has complied with the rules of this award. This will include presenting your animals in the most attractive manner and proper care of livestock during the fair and other specific areas listed below.

1. Judging will be done on a club/chapter basis by selected inspectors. Displays will be judged over each day of the fair.
2. Beef, Bucket calf, Sheep, Swine, Goats and Dairy are the species evaluated for this contest.
3. Herdsmanship inspections will be unannounced and unscheduled. No inspection will be made while showing livestock.
4. The Herdsmanship judges will use the following scoring guide in judging Herdsmanship: 5 points for each bullet point
 - Animals are always clean with proper grooming, bedding and care apparent.
 - Animals are to be properly tied and penned.
 - Animals are to be fed and watered per rules of the barn.
 - Stalls/Pens/Cages are clean and neat. Bedding is clean and fresh. Feed/feed pans and buckets clean and in place.
 - All manure cleaned out and deposited in the designated areas.
 - Tack and feed area should be kept clean and neat.
 - Stall cards displayed neatly and complete.
 - Club signs are appropriate and neatly displayed.
 - Exhibitor's share of the ally way should always be kept clean and free of equipment.
 - Keep to a minimum - not too extravagant.
 - Be practical with the arrangement.
 - Be neat and balanced. (Ex. If 1 person displays ribbons, all members should.)

491 - Herdsmanship

A monetary award and ribbon will be presented to the top club.

FAMILY & CONSUMER SCIENCE SKILLATHON

Ann Yackle, Kathy Benne, Abby Hardwick, Superintendents

Entry & Judging Time:

Monday, July 25, 2:00 p.m. – 3:00 p.m. ~ Bldg #4

1. Open to all 4-H members
2. This contest could be a part of the scoring used to select State Team.
3. Assistance for 4-Hers that need help in judging contests will be provided at the direction of the superintendent. Family members cannot help their own child and have the scores count for awards.

492 - Consumer Judging Contest

A. 7 – 9 years B. 10 – 13 years C. 14 – older

ENTOMOLOGY JUDGING CONTEST

Pamela Peckman , Superintendent

Entry & Judging Time:

Monday, July 25, 2:00 p.m. – 3:00 p.m. ~ Bldg #4

1. Open to all 4-H members.
2. Contest is a walk through.
3. Assistance for 4-Hers that need help in judging contests will be provided at the direction of the superintendent. Family members cannot help their own child and have the scores count for awards.
4. There is no State Contest

493 - Entomology Judging

A. 7 – 9 years B. 10 – 13 years C. 14 - older

CROPS IDENTIFICATION CONTEST

Brenda Young, Superintendent

Entry & Judging Time: July 25, 2:00 p.m. – 3:00 p.m. ~ Bldg #4

1. Open to all 4-H and FFA members
2. This contest could be part of the scoring used to select State Judging Team.
3. Assistance for 4-Hers that need help in judging contests will be provided at the direction of the superintendent. Family members cannot help their own child and have the scores count for awards.

494 - Crops Identification contest

A. 7 – 9 years B. 10 – 13 years C. 14 - older

LIVESTOCK JUDGING CONTEST

Quinton Ford, Chance Hager, Superintendents

Friday, July 29

Registration 9:00 a.m. – Contest 9:30 a.m.

Livestock Show Arena Bleachers ~ Bldg # 5

1. Open to all 4-H and FFA members.
2. Will have both placing and oral reasons classes.
3. This contest could be part of the score used to select the State Livestock Judging Team.
4. No pre-entry required.
5. Assistance for 4-Hers that need help in judging contests will be provided at the direction of the superintendent. Family members cannot help their own child and have the scores count for awards.

495 - Livestock Judging Contest

A. 7 – 9 years B. 10 – 13 years C. 14 – older

PHOTO JUDGING CONTEST

Corissa Uphoff, Superintendent

Monday, July 25, 2:00 p.m. – 3:00 p.m. ~ Bldg #4

1. Contest open to all 4-H members.
2. This contest could be part of the scoring used to select State Judging Team from 551- B & C
3. Assistance for 4-Hers that need help in judging contests will be provided at the direction of the superintendent. Family members cannot help their own child and have the scores count for awards.

496 - Photo Judging Contest

A. 7 – 9 years B. 10 – 13 years C. 14 – older

AG CHALLENGE OF CHAMPIONS

Friday July 29, 10:30 ~ Arena

1. Open to all 4-H and FFA members. High point individual 16 years and over will represent Miami County at Kansas State Fair.
2. No pre-entry required.
3. Assistance for 4-Hers that need help in judging contests will be provided at the direction of the superintendent. Family members cannot help their own child and have the scores count for awards.
4. While contest is in session no communication between contestants.

497 - Ag Challenge of Champions

Cloverbud Show & Share

Kyra Uphoff, Superintendents

Entry & Sharing: Tuesday, July 26,

1:30 p.m. – 2:00 p.m. ~ Bldg #2

1. Exhibits can be anything that Cloverbuds have made during their meetings and activities.
2. Cloverbuds are limited to 4 (four) entries.
3. Cloverbud exhibitors can show & share their item with a 4-H teen or adult volunteer.
4. Cloverbud Participants will be awarded a participation ribbon.
5. All entries, except pets (H-582), will be on exhibit for the duration of the fair.

498 - Cloverbud

Craft Item

Food Item

Pets-from approved Cloverbud pet list (amphibians, guinea pigs, dogs, ant farms, fish, cats, gerbils, mice, hamsters, rabbits, rats)

Garden or Flower Item

Other Cloverbud Activities

We are

MORE



than just a Print Shop...

We are your Neighbor!

Custom Wedding Invitations & Accessories, Birthday Cards
& Invites, Anniversary Invitations, Business Cards, Letterhead,
Envelopes, NCR Forms, Logos, Note Pads, EDDM Mailers, Banners,
Brochures, Signs, Invitations, Calendars, Single Color to Full Color,
Magnets, Raised Printing, Calendars, Post Cards, Graphic Design,
Booklets, T-Shirts, Hats, Napkins, & MUCH MUCH MORE

Niffie Printing Inc.

Full Service Print Provider With You In Mind

111 West Johnson
www.niffieprintinginc.com
niffieprinting99@yahoo.com

Like us on  NiffiePrintingInc

913.592.3040

Do you need a place to hold your next event?



Consider renting one of the fair buildings for your Wedding/Reception, Auction, Fundraiser, Day Camp or Craft Fair

We have rental options available

Building #2 offers:

A large open area

Kitchen with appliances

Bathrooms, including family bathrooms

Side rooms (Offices)

A/C and Heat ~ Table and chairs

Maximum Capacity 400

Building #4 offers:

An open area, a Kitchenette with Stove and Refrigerator

Bathrooms

A/C and Heat ~Table and chairs

Maximum Capacity 200



For Additional Rental Information

Contact:

Barb Fisher 913-731-5374

Loren McCrea 913-731-7836

